



The revolution in wall mounting enclosure technology

The patented wall mounting enclosure provides an attractive space-saving enclosure solution for your network installation.

VARI 2000



vertical 19" mount



space-saving enclosure with single-leaf door (3 U/ 4 U/ 6 U)



optimum access through split door solution (6 U/12 U)



180° opening angle with apra-norm hinges



Sample configuration

19" wall mounting enclosure system VARI 2000

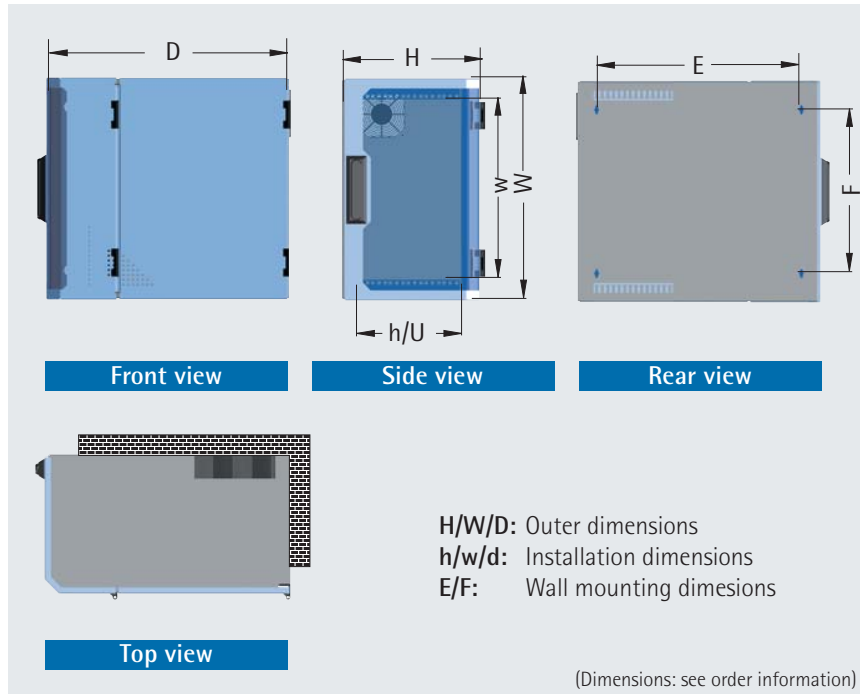
- stylish enclosure solution
- space-saving
- optimum assembly and installation conditions
- combined folding away of front and side door (starting at size 6 U)
- separate access privileges for front and side doors (starting at size 6 U)
- simple air-conditioning options
- can also be installed in a corner or wall recess while allowing full access to the interior
- cable entry with integrated strain relief from above and/or below (and from the side in 12 U enclosures), covered by a brush
- installation dimensions in compliance with IEC 297-1

The precision of this enclosure lies in its design. The 19" mountings are attached **vertically** to the wall so that the installation area does not jut out into the room. The VARI 2000 enclosure series door ensures complete access through two open sides without swivelling the 19" mounting. The door of VARI 2000 3 and 4 U wall-mounting enclosures is a single piece with a window. Sizes 6 and 12 U have double doors; you first open the glass door to access the area in front of the 19" mount and then the second door to access the entire rear cabling area. The combined front and side door can be equipped with different locking systems so that defined access privileges can be assigned.

The apra-norm 180° hinge even allows VARI 2000 enclosures to be installed in corners while still providing a complete 90° opening angle.



Specifications



Application:

space-saving wall-mounting enclosure for network cabling

Construction:

sturdy spot-welded and powder-coated sheet metal

Finish: RAL 7035 light grey

Material: sheet metal/plastics

Standards:

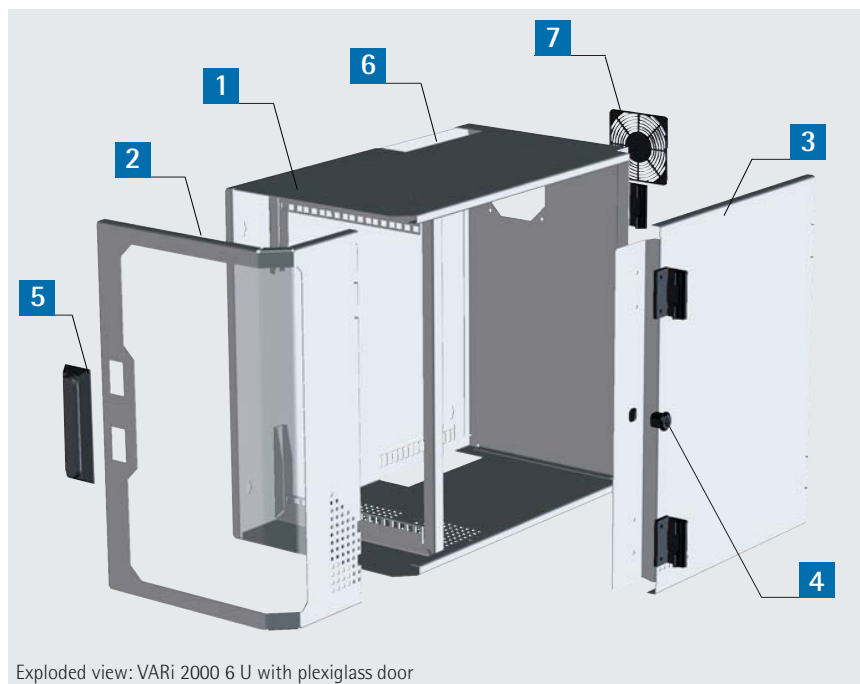
installation dimensions in compliance with IEC 297-1

Delivery:

assembled, earthing included

Note:

The 12 U solution is based on two 6 U 19" levels which are stacked for space saving reasons. **The enclosure height H remains low.**



Exploded view: VARI 2000 6 U with plexiglass door

Delivery

Item	3 U	4 U	6 U	12 U	Description
1	1	1	1	1	Enclosure chassis
2	1	1	1	1	Door with plexiglass / sheet steel door, solid
3	-	-	1	1	Door, solid
4	1	1	1	2	Polyamide sash fastener with hook tongue
5	-	-	1	1	Pivoting lever lock
6	-	-	-	-	Brush, W=210 mm
7	2	2	2	4	Fan guard, clip-on, for 119 x 119 fans
8	1	1	1	1	Assembly material

Order information

Description	Outer dimensions (HxWxD) mm	Installation dimensions (hwxwd) mm	Wall-mounting dimensions (E x F) mm	Order no. enclosure with single-leaf door	Order no. enclosure with 2-part door
VARI 2000 3 U	185 x 506 x 536	132,5 x 450 x 383	410 x 360	213-030-00	-
VARI 2000 4 U	230 x 506 x 536	177 x 450 x 383	410 x 360	213-031-00	-
VARI 2000 6 U	360 x 557 x 636	267 x 450 x 475	510,5 x 408,5	213-032-60	213-032-00
VARI 2000 12 U	360 x 1103 x 636	267 x 2x450 x 475	510,5 x 954,5	-	213-034-00



Accessories

1 Mounting plate



- mounting plate for rear panel
- for securing connection boxes or other accessories

Finish: galvanised

Order no.
213-030-20

4 Shelf 1 U, vertical



- for installation of non-19" components
- Depth=250 mm

Finish: RAL 7035 light grey

Order no.
213-030-22

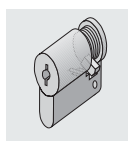
5 Velcro® strip



- for quick fixation of non-19" components
- Length: 400 mm

Order no.
671-122-04

6 Profile half-cylinder



- for 6 U and 12 U enclosures
- for retrofitting standard doors into lockable doors with keys


Order no.
676-062

2 Power strip (3-fold)



- with overvoltage protection
- power cord (2.5m) with shock-proof plug
- attach to the rear wall of the enclosure
- Length 335 mm

Order no.
591-200-00



19" cable routing panel 1 U

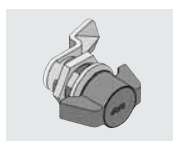


- with 5 cable guides made of plastics or metal
- for organised horizontal cable routing in the 19" mount
- assembly material included

Finish: RAL 7035 light grey

U	Description	Order no.
1	Cable routing plastics	213-145-00
1	Cable routing metal	213-145-25

6 Sash handle



- for profile locking of single-leaf doors

Order no.
676-197


3 Plug-and-play module



- temperature-controlled fan
- power strip, 3 sockets with overvoltage protection
- junction box
- power cord (2.5m) with shock-proof plug
- earthing kit

Order no.
213-030-41

19" cable entry opening 1 U

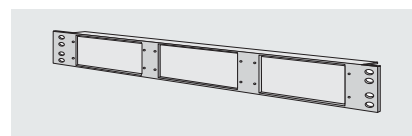


- for cable access behind the 19" mounting
- with brush and strain relief rail

Finish: RAL 7035 light grey

U	Height of brush (H) mm	Order no.
1	25	213-146-00

19" front panel 1 U

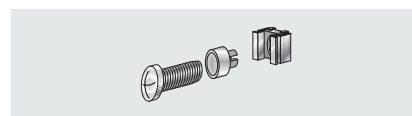


- for installing 3 modules or partial front panels, 3 U, 8 HP

Finish: RAL 7035 light grey

Order no.
213-029-00

7 Screw set M 5 / M 6 (50-fold)



Description	Order no.
M 5	630-991
M 6	630-994