



The professional  
in industry

TiRAX



The modular and full symmetric cabinet system "Tirax 318" is the optimal shell as well as for structured cabling in the office and industrial environment and also for automation-technicians with a design-oriented and innovative conception in plant engineering.

The TIRAX cabinet rack is an entire steel sheet construction which is completely dismountable with only one screw per corner. With this combination of power and shape the protection system IP 54 is obtained.

Besides complete solutions like

- 19" "plug & play" cabinet
- 19" cabinet active, passive
- 19" cabinet "cool-box"
- 19" cabinet "cool-roof"
- 19" EMC cabinet "60 dB"
- 19" swing frame cabinet "heavy-weight"
- 19" computer cabinet
- 19" server cabinet


A considerable spectrum of parts is at your disposal for a lot of individual configurations.

For use in network engineering or data centers, the TiRAX cabinet is also available as IP 20 version for special projects.





- **Fully symmetrical cabinet construction**
  - all doors and sidewalls can be installed all over (for ex.: door hinge reversible).
- **Protection system IP 54**
  - the cabinet system is suitable for industrial use and application of air conditioning.
- **Stylish design**
  - the two-tone design adds some colour to technical environments. Moreover, you can give your cabinet system an individual touch with changing the coating of the vertical decorative profiles.
- **Modular assembly**
  - cable entry as well as fan mounting are possible at the top and bottom panel as well as all over, using shortened trim panels in this case.
- **Modular interior construction**
  - the symmetrical cabinet rack allows a flexible positioning of cable ducts, multi-purpose crossbars etc.
- **Flexible cabinet dimensions**
  - the available cabinet heights range from 1200 mm (24 U) to 2200 mm (46 U). The depth starts at 600 mm over 800 mm up to 1000 mm. Two standard widths of 600 mm and 800 mm are available.
- **"Cabinet mounting" – cost and time savings**
  - we supply your cabinet completely pre-assembled according to your wishes. No more looking after installation materials and no expensive rebuilding of cabinet and mounting parts. **The cabinet can be dismantled completely.**
- **Stability/conductivity**
  - The milled and laser welded vertical profile of the cabinet's side rail provides high rigidity and continuous electric conductivity.



## TiRAX "plug & play"

- dismountable steel profile cabinet frame
- two lateral sash doors with quick lock mechanism
- front door with three-point locking and tinted safety glass
- rear sheet metal door with three-point locking, installation as side door possible
- both doors prepared for the reception of a profile semi-cylinder
- 19" mount 42 U/24 U, front and rear
- 10 metal cable clamps at the front 19" mount (6 clamps if H=1200 mm)
- two cable retainer bars with integrated cable management bracket included
- top plate 2-part, with triple fan module
- cabinet lamp with power outlet and magnetic holder
- 9-socket power strip 19" 1 U


- earthing kit (installed)
- cable entry base H=100 mm
- screw set M 5 (50-fold)

### Finish:

Trim parts / base:  
RAL 7035 light grey  
Design profiles:  
RAL 5014 pigeon blue

**Delivery:** fully assembled, prewired on central socket and tested / base provided

| Dimensions HxWxD mm      | Order no.  |
|--------------------------|------------|
| (2000 + 100) x 800 x 800 | 318-200-01 |
| (1200 + 100) x 800 x 800 | 318-200-29 |



## TiRAX "active"

- dismountable steel profile cabinet rack
- two lateral sash doors with quick lock mechanism
- front door with three-point locking and tinted safety glass
- rear sheet metal door with three-point locking, installation as side door possible
- both doors prepared for the reception of a profile semi-cylinder
- 19" mount 42 U/24 U, front and rear
- 10 metal cable clamps at the front 19" mount
- top plate 2-part, with triple fan module
- 9-socket power strip 19"
- earthing kit (installed)

- cable entry base H=100 mm
- screw set M 5 (50-fold)

### Finish:

Trim parts/base:  
RAL 7035 light grey  
Design profiles:  
RAL 5014 pigeon blue

**Delivery:** fully assembled / base provided

| Dimensions HxWxD mm      | Order no.  |
|--------------------------|------------|
| (2000 + 100) x 800 x 800 | 318-200-02 |
| (1200 + 100) x 800 x 800 | 318-200-09 |



## TiRAX "passive", IP 54

- dismountable steel profile cabinet rack
- two lateral sash doors with quick lock mechanism
- front door with three-point locking and tinted safety glass
- rear sheet metal door with three-point locking, installation as side door possible
- both doors prepared for the reception of a profile semi-cylinder
- 19" mount 42 U/24 U, front
- 10 metal cable clamps at the front 19" mount
- top sheet, single-piece, liftable if necessary

- earthing kit (installed)
- cable entry base H=100 mm
- screw set M 5 (50-fold)

### Finish:

Trim parts/base:  
RAL 7035 light grey  
Design profiles:  
RAL 5014 pigeon blue

**Delivery:** fully assembled / base provided

| Dimensions HxWxD mm      | Order no.  |
|--------------------------|------------|
| (2000 + 100) x 800 x 800 | 318-200-03 |
| (1200 + 100) x 800 x 800 | 318-200-08 |







## TiRAX "cool-box", IP 54 • TiRAX "cool-roof", IP 54

- dismountable steel profile cabinet frame
- two lateral sash doors with quick lock mechanism
- frontside door with three-point locking and tinted safety glass
- rear sheet metal door with three-point locking
- both doors prepared for the reception of a profile semi-cylinder
- 19" mount 42 U/24 U, front and rear
- 10 metal cable clamps at the front 19" mount
- top panel, single-piece
- 9-socket power strip 19"
- earthing kit (installed)
- door contact switch for shutdown of air conditioning if front door is opened
- cable entry base H=100 mm
- screw set M 5 (50-fold)

### TiRAX "cool-box":

- air conditioning 1050 W (L35/L35) installed on lateral hinged door (mounted alternatively right or left)

### TiRAX "cool-roof":

- air conditioning 1050 W (L35/L35), installed on the top

**Air conditioning:** cooling capacities of up to 6 KW are possible on request. Please ask us!

### Finish:

Trim parts / base:  
RAL 7035 light grey  
Design profiles:  
RAL 5014 pigeon blue

**Delivery:** partially assembled (air conditioning mountable with 6 screws on lateral hinged door or on top panel) / base provided

| Description                 | Dimensions HxWxD mm           | Order no.  |
|-----------------------------|-------------------------------|------------|
| TiRAX "cool-box" 24 U       | (1200+100) x (800+140) x 800  | 318-200-55 |
| TiRAX "cool-box" 42 U       | (2000+100) x (800+140) x 800  | 318-200-04 |
| TiRAX "cool-box" rack 24 U  | (1200+100) x (800+140) x 1000 | 318-200-54 |
| TiRAX "cool-box" rack 42 U  | (2000+100) x (800+140) x 1000 | 318-200-11 |
| TiRAX "cool-roof" 42 U      | (2000+500) x 800 x 800        | 318-200-05 |
| TiRAX "cool-roof" rack 42 U | (2000+500) x 800 x 1000       | 318-200-28 |

## TiRAX "Sidecooler"

- dismountable steel profile cabinet frame
- two lateral sash doors with quick lock mechanism, one hinged door for mounting of the Sidecooler
- front door with three-point locking and tinted safety glass
- rear sheet metal door with three-point locking
- both doors prepared for the reception of a profile semi-cylinder
- 19" mount 42 U/24 U, front and rear
- air deflector plates for clean channeling of cold air and for separation of the cool front and hot rear area
- top panel
- rear foam rubber cable entry in the bottom area

- base 100 mm for cable entry from the bottom
- flange mounted 20KW air-water-heat exchanger

### Finish:

Trim parts / base:  
RAL 7035 light grey  
Design profiles:  
RAL 5014 pigeon blue  
or  
Trim parts/ base:  
RAL 9005 deep black  
Design profiles:  
RAL 7037 dusty grey

For more technical details on the TiRAX Sidecooler, please see page 84.

| Description        | Dimensions HxWxD mm     | Colour              | Order no.  |
|--------------------|-------------------------|---------------------|------------|
| TiRAX "Sidecooler" | 2000 x 800 + 300 x 1200 | RAL 7035 light grey | 318-200-52 |
| TiRAX "Sidecooler" | 2000 x 800 + 300 x 1200 | RAL 9005 deep black | 318-200-53 |





(Photograph does not correspond to standard delivery)

## TiRAX server cabinet IP 20

- dismountable steel profile cabinet frame
- two lateral sash doors with quick lock mechanism
- front and rear: perforated sheet metal door with three-point lock mechanism (perforated door surface: 80%)
- the installation of a profile semi-cylinder is possible
- 19" mount 42 U, front and rear, with heavy duty traverse (load capacity of up to 800 kg)
- Top panel (cable entry or installation of fan module possible)
- static base provided
- cover plates in the bottom area, removable for cable entry
- for W=800 mm: 10 metal cable clamps 66 x 125 mm at the front 19" mount
- earthing kit (installed)
- screw set M 5 (50-fold)

### Finish:

Trim parts / base:

RAL 7035 light grey

Design profiles: RAL 5014 pigeon blue (other colours possible on request)

or

Trim parts / base:

RAL 9005 deep black

Design profiles: RAL 7037 dusty grey (other colours possible on request)

### Delivery:

fully assembled, base provided



80% of door surface are perforated

## Order information

| Height mm | Width mm | Depth mm | Colour              | Order no.  |
|-----------|----------|----------|---------------------|------------|
| 2000      | 600      | 1000     | RAL 9005 deep black | 318-200-60 |
| 2000      | 800      | 1000     | RAL 9005 deep black | 318-200-61 |
| 2000      | 600      | 1200     | RAL 9005 deep black | 318-200-62 |
| 2000      | 800      | 1200     | RAL 9005 deep black | 318-200-63 |
| 2000      | 600      | 1000     | RAL 7035 light grey | 318-200-64 |
| 2000      | 800      | 1000     | RAL 7035 light grey | 318-200-65 |
| 2000      | 600      | 1200     | RAL 7035 light grey | 318-200-66 |
| 2000      | 800      | 1200     | RAL 7035 light grey | 318-200-67 |



## TiRAX IP 20

- dismountable steel profile cabinet frame
- front door with tinted safety glass
- rear sheet metal door (can be mounted as side door if basic size is square)
- both doors prepared for the reception of a profile semi-cylinder
- side panels (serial cabinet: without side panels, cabinet connectors included)
- 19" mount front and rear
- 10 metal cable clamps at the front 19" mount (6 clamps if H=1200 mm )
- top panel (cable entry or installation of fan module possible)
- open bottom plate
- static base provided
- earthing kit (installed)
- screw set M 5 (50-fold)

### Finish:

Trim parts / base:

RAL 7035 light grey

Design profiles:

RAL 3002 carmine red

(other colours possible on request)

### Delivery:

fully assembled, base provided



Design profiles in  
RAL 3002 carmine red

Design profiles in  
RAL 5014 pigeon blue

## Order information

| Height mm | Width mm | Depth mm | Order no. basic cabinet | Order no. serial cabinet |
|-----------|----------|----------|-------------------------|--------------------------|
| 1200      | 600      | 600      | 317-200-40              | 317-200-50               |
| 1200      | 800      | 600      | 317-200-41              | 317-200-51               |
| 1200      | 600      | 800      | 317-200-42              | 317-200-52               |
| 1200      | 800      | 800      | 317-200-43              | 317-200-53               |
| 2000      | 600      | 600      | 317-200-44              | 317-200-54               |
| 2000      | 800      | 600      | 317-200-45              | 317-200-55               |
| 2000      | 600      | 800      | 317-200-46              | 317-200-56               |
| 2000      | 800      | 800      | 317-200-47              | 317-200-57               |





Various air ventilation and climatisation components can be found in the chapter "air conditioning technology" on page 81. We would be pleased to arrange for your system!

### Practical features for more convenience at work



- writing materials, pocket calculator etc. find their place in the folding compartment of the computer cabinet TiRAX
- integrated stackers **1** and the pivotable mouse pad **2** help to keep the workplace tidy
- the built-in foam hand rest **3** ensures an ergonomic keyboard use
- a multifunctional shelf **4** (see accessories) for notes, folders, phone etc. can be mounted in arbitrary height on the



- cabinet and can be steplessly inclined and adjusted
- a foldout drawing holder (see accessories) can be mounted vertically on the cabinet to fix drawings of up to DIN A0
- a practical cup-holder is already included in standard delivery

### 19" computer cabinet TiRAX

- offers to install a reliable, user friendly and visually agreeable computer workplace even in rough industrial environments
- protection system IP 54
- cooling system integrable
- can be equipped with 19" components or built on as a complete tower solution
- cable entry generally from below but can also be done from above or even from the side
- three part bottom sheet with cable entry via foam rubber field
- one profile semi-cylinder locks the entire front side
- doors with covered turning lever lock for the reception of a profile semi-cylinder

### Delivery

| Item | Pc. | Description  |
|------|-----|--|
| 1    | 1   | Cabinet frame  |
| 2    | 1   | Three-part front, consisting of glass door, command unit, solid door |
| 3    | 1   | Rear door with turning lever lock                                    |
| 4    | 2   | Lateral sash doors   |
| 5    | 1   | Three-part bottom sheet with cable entry                             |
| 6    | 1   | Top sheet, detachable  |
| 7    | 1   | Earthing set, mounted  |
| 8    | 1   | Static base, H=100 mm  |

### Order information

| Dimensions HxWxD mm      | Order no.  |
|--------------------------|------------|
| (1800 + 100) x 600 x 600 | 318-202-65 |
| (1800 + 100) x 600 x 800 | 318-202-85 |



## Specifications

### Finish:

RAL 7035 light grey  
RAL 5014 pigeon blue  
(according to samples of configuration page 10)

### Material:

sheet metal, galvanised

### Protection system:

IP 54

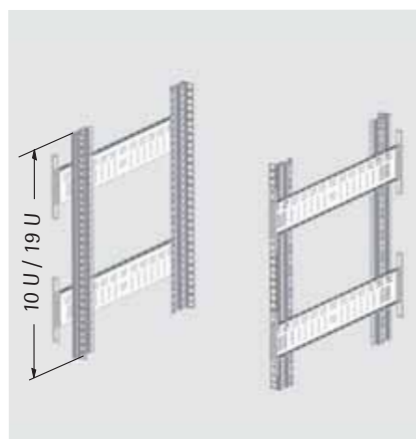
### Delivery:

fully assembled



## Accessories

### 19" extension set



- 19" vertical mountings with tie-bars for individual installation (4 pieces each)

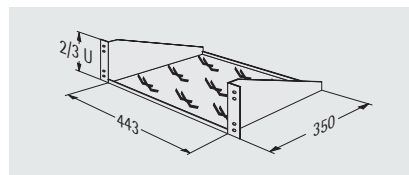
#### Mounting behind upper viewing door (10 U area)

| Cabinet depth D mm | Description   | Order no. (set) |
|--------------------|---------------|-----------------|
| 600                | extension set | 318-201-81      |
| 800                | 10 U          | 318-201-82      |

#### Mounting behind lower solid door (19 U area)

| Cabinet depth D mm | Description   | Order no. (set) |
|--------------------|---------------|-----------------|
| 600                | extension set | 318-201-83      |
| 800                | 19 U          | 318-201-84      |

### 19"-shelf, fixed



- passive ventilation
- easy installation on a 19" vertical mounting (only one 19" mount is required)

Load capacity: 15 kg

Finish: RAL 7035 light grey

| Height | Order no.  |
|--------|------------|
| 2 U    | 315-810-20 |
| 3 U    | 315-810-00 |

### Multifunctional shelf



- stepless inclination and adjustment

Finish: RAL 7035 light grey

| Order no.  |
|------------|
| 318-201-74 |

### Drawing holder with magnets

- foldout
- fixes drawings until DIN A 0
- vertically mounted onto the cabinet

- 3 pieces

Finish: RAL 7035 light grey

| Order no.  |
|------------|
| 318-201-78 |




### TFT display plug-in unit 10 U

- for installation of all standard TFT displays and screens up to 18" diagonal (including base support) regardless of their outer form

Finish: RAL 7035 light grey

| Order no.  |
|------------|
| 383-185-00 |







Cabinet bottom with swing frame traverse and flexible cable entry via microcellular rubber



## 19" swing frame cabinet TiRAX "heavy-weight"

Based on the cabinet series TiRAX the swing frame cabinet "heavy-weight" has been especially designed to take 19" components with **high loads of up to 250 kg** (e.g. power amplifiers).

- heavy-duty cabinet system with appealing design
- protection system: IP 54
- consisting of cabinet rack and easily detachable trim parts
- good accessibility for plant engineering and on-site installation
- cable entry possible from below, above or from the sides
- optional mounting plate in the rear area enables the installation of connection splitters, cable ducts, c-profiles or top hat rails
- lateral offset mounting possible
- maximum mounting depth: 470 mm
- swing frame can be hinged on the left as well as on the right side and is equipped with a double-bit key lock
- frame can be pivoted up to 95°

### Delivery

| Item | Pc. | Description                                |
|------|-----|--|
| 1    | 1   | Cabinet frame                              |
| 2    | 1   | Heavy duty swing frame with 19" mount 39 U |
| 3    | 1   | Viewing door with turning lever lock       |
| 4    | 1   | Rear door with pivoted lever locking       |
| 5    | 2   | Lateral sash doors with quick lock         |

| Item | Pc. | Description  |
|------|-----|--|
| 6    | 1   | Two-piece bottom sheet with cable entry                      |
| 7    | 1   | Top, adjustable in height (for passive aeration)             |
| 8    | 1   | Earthing set, mounted  |
| 9    | 1   | Static base H=100 mm, front side with ventilated cover panel |
| 10   | 1   | Screw set M 5 (50-fold)                                      |

### Finish:

RAL 7035 light grey  
RAL 5014 pigeon blue

### Delivery:

fully assembled / base provided

Other dimensions on request !

| Dimensions HxWxD mm    | Order no.  |
|------------------------|------------|
| (2000+100) x 800 x 800 | 318-200-40 |

### Accessories

#### Sliding rails



- for heavy respectively deep plug-in units

Load capacity: 50 kg / pair

| Order no. (pair) |
|------------------|
| 318-100-60       |

#### Fan module with 3 fans



- unimpeded air flow: 345 m³/h
- complete with connecting cable and temperature regulation as well as adapter for cabinet mounting

| Order no.  |
|------------|
| 318-100-55 |

#### Trim part for swing frame



- to cover the lateral area in case of off-set installation

Finish: RAL 7035 light grey

| Order no.  |
|------------|
| 318-123-10 |



### 19" EMC cabinet TiRAX "60 dB"

Based on the TiRAX cabinet series, the EMC cabinet "60 dB" offers a reliable EMC and IP protection even in rough industrial environment conditions.

- fully symmetrical cabinet construction: all doors and lateral sash doors are universally mountable
- protection system: IP 54
- stylish design: two-tone appearance due to coloured design profiles
- modular interior assembly: due to fully symmetrical construction cable ducts, multi-purpose crossbars etc. are universally mountable
- due to EMV sealings all cabinet parts are connected conductively
- double-walled trim parts
- the milled and laser welded profile of the cabinet's galvanised side rail ensures high rigidity and permanent electrical conductivity

#### Finish:

Trim parts/base:  
RAL 7035 light grey  
Design profiles:  
RAL 5014 pigeon blue

#### Delivery:

fully assembled

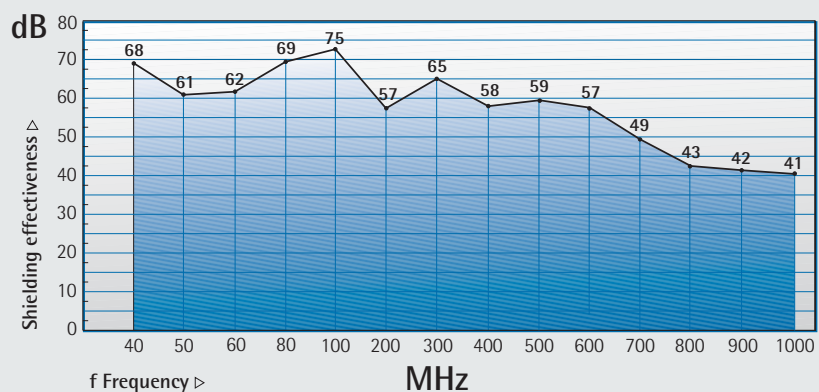


#### Delivery

| Item | Pc. | Description   |
|------|-----|---|
| 1    | 1   | Cabinet frame                                       |
| 2    | 2   | 19" mount 42 U                                      |
| 3    | 2   | Front and rear door, solid, with turning lever lock |
| 4    | 2   | Sash doors, lateral                                 |
| 5    | 1   | Bottom sheet, solid                                 |
| 6    | 1   | Top sheet, solid                                    |
| 7    | 1   | Earthing set, assembled                             |
| 8    | 1   | Static base H=100 mm                                |

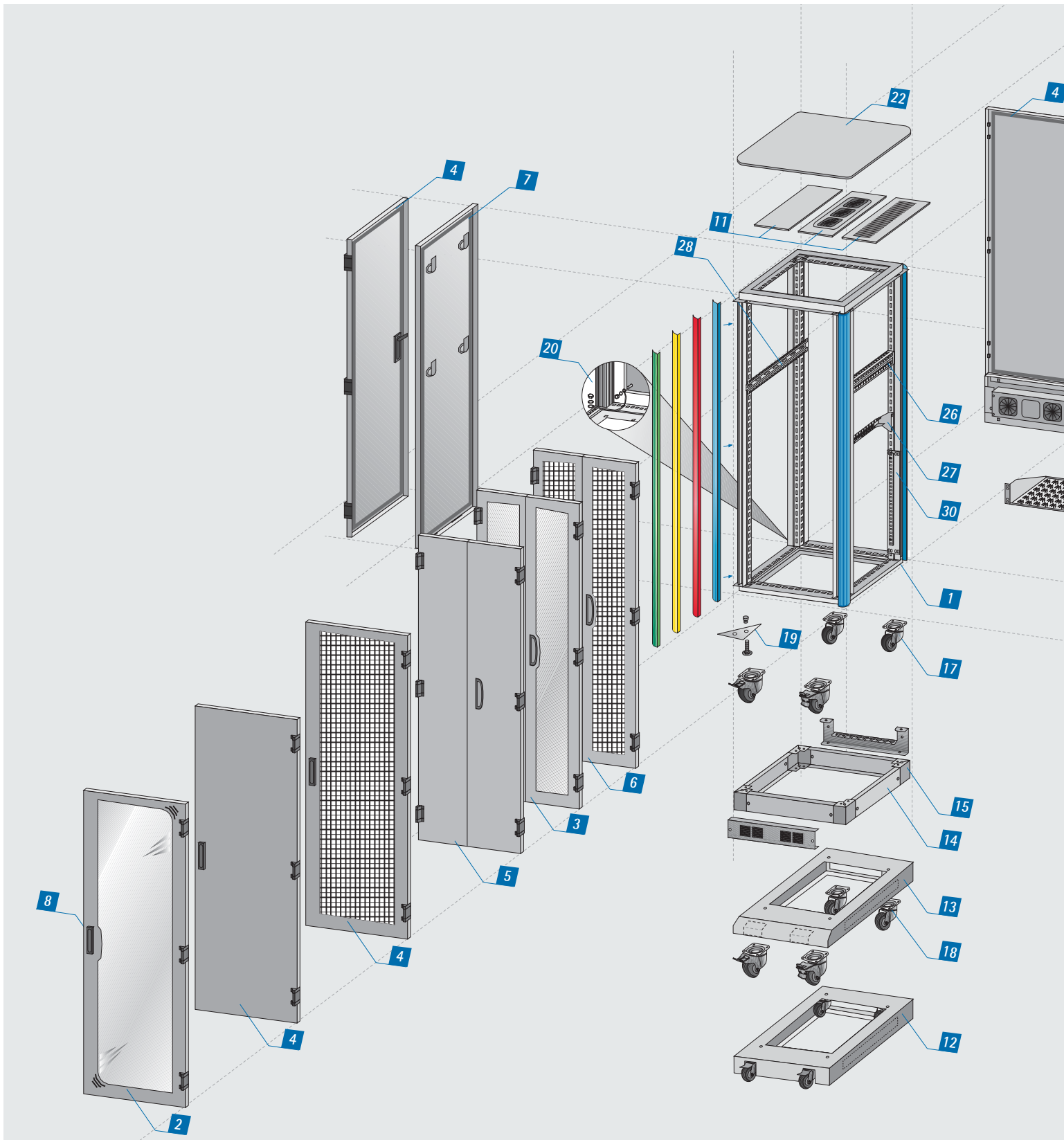
Other dimensions on request !

| Dimensions HxWxD mm    | Order no.  |
|------------------------|------------|
| (2000+100) x 600 x 800 | 318-210-10 |





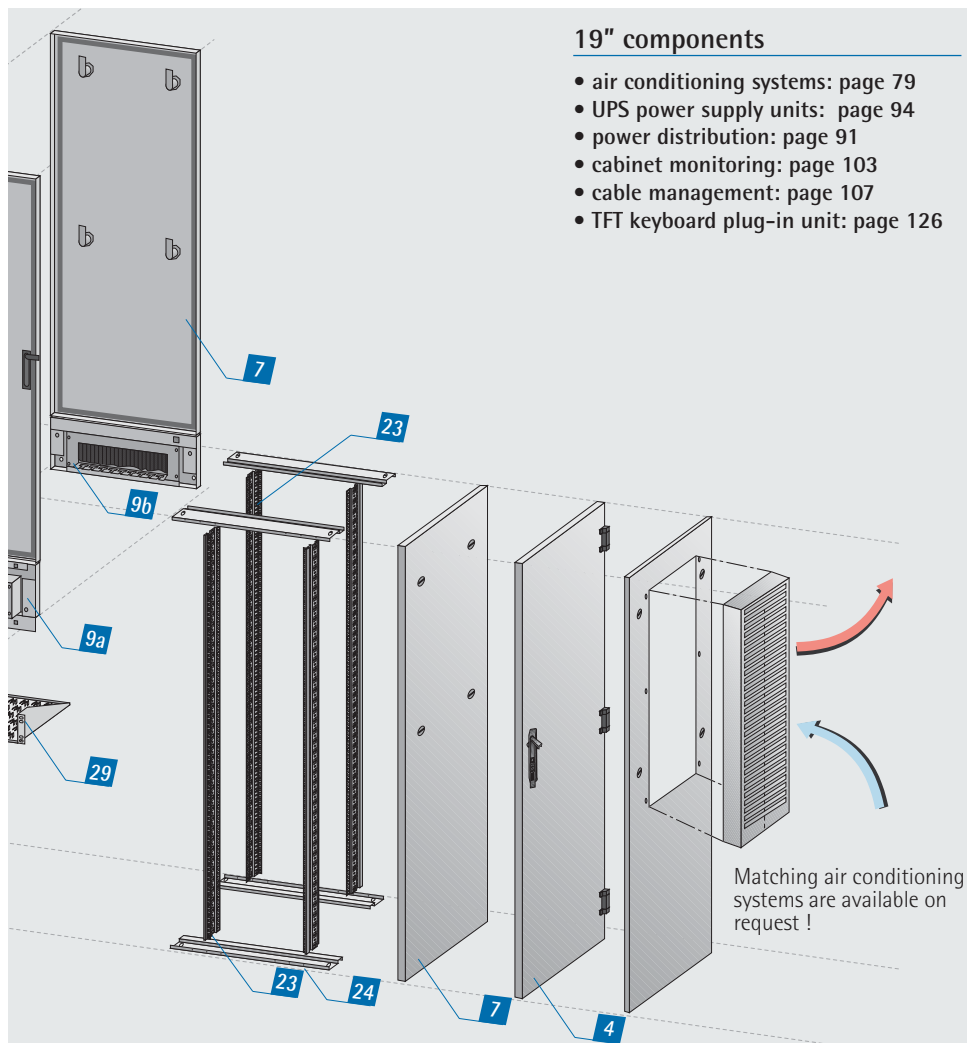
Individual configuration: Configure your individual cabinet.





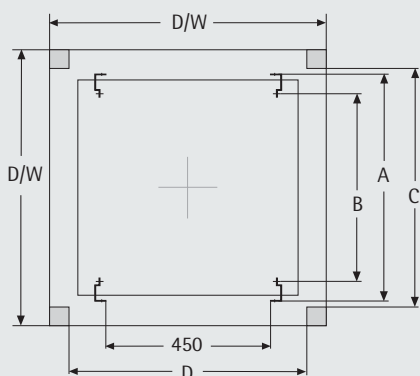


## Select your required cabinet components step by step.



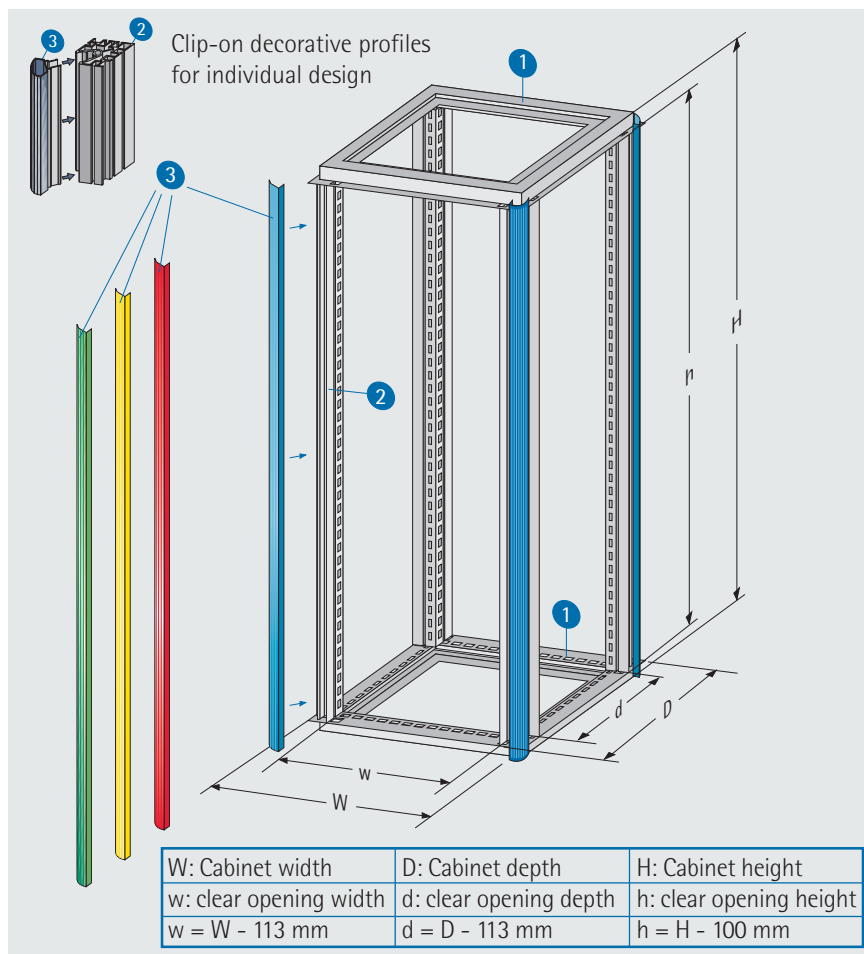
| Item | Description                           | Page |
|------|---------------------------------------|------|
| 1    | Rack with design profiles             | 16   |
| 2    | Viewing door                          | 17   |
| 3    | Viewing door, split                   | 17   |
| 4    | Solid door                            | 17   |
| 4    | Door ventilated, 80%                  | 17   |
| 5    | Split door, solid                     | 17   |
| 6    | Split door, perforated                | 17   |
| 7    | Sash door                             | 17   |
| 8    | Locking systems for doors             | 18   |
| 9a   | Fan installaton module                | 18   |
| 9b   | Cable entry module                    | 18   |
| 10   | Fan module                            | 18   |
| 11   | Cover plates                          | 19   |
| 12   | Castor base                           | 20   |
| 13   | Tilt prevention base                  | 20   |
| 14   | Base covers                           | 20   |
| 15   | Base corners                          | 20   |
| 16   | Filter set (without fig.)             | 20   |
| 17   | Castor set                            | 20   |
| 18   | Castor set, tilt prevention           | 20   |
| 19   | Adjusting foot                        | 20   |
| 20   | Earthing kit TiRAX                    | 20   |
| 21   | Cabinet connection set (without fig.) | 21   |
| 22   | Top panel                             | 21   |
| 23   | 19" vertical mountings                | 22   |
| 24   | Traverse for 19" installation         | 22   |
| 25   | Heavy duty traverse (without fig.)    | 22   |
| 26   | Multifunctional traverse              | 22   |
| 27   | Reduction traverse                    | 22   |
| 28   | Cable guarding rail                   | 22   |
| 29   | Shelves                               | 23   |
| 30   | Potential equalisation rail           | 25   |

For further accessories, please see page 20!



### Nominal dimensions

| D / W mm | D / W mm | A mm | B mm | C mm | D mm |
|----------|----------|------|------|------|------|
| 600      | 600      | 486  | 382  | 502  | 502  |
| 600      | 800      | 636  | 532  | 652  | 502  |
| 600      | 1000     | 836  | 732  | 852  | 502  |
| 600      | 1200     | 1036 | 932  | 1052 | 502  |
| 800      | 800      | 636  | 532  | 652  | 652  |
| 800      | 1000     | 836  | 732  | 852  | 652  |
| 800      | 1200     | 1036 | 932  | 1052 | 652  |



## 1 Cabinet frame, dismountable

The cabinet frame consists of two identical sheet metal frames **1**, four sheet metal profiles **2** and four sheet metal design extrusions **3** clipped into the function profiles.

### Finish:

- 1** Top/bottom frame:  
RAL 7035 light grey
- 2** Corner profile:  
galvanised
- 3** Design profile:  
RAL 5014 pigeon blue

### Delivery:

fully assembled

The decorative profiles **3** can be matched to your company colour if desired.

| Dimension (WxD) mm | Dimension (H)mm | U  | Order no.  |
|--------------------|-----------------|----|------------|
| 600 x 600          | 1200            | 24 | 318-660-02 |
| 800 x 600          | 1200            |    | 318-860-02 |
| 800 x 800          | 1200            |    | 318-880-02 |
| 600 x 1000         | 1200            |    | 318-601-02 |
| 800 x 1000         | 1200            |    | 318-810-02 |
| 600 x 600          | 1600            | 33 | 318-660-06 |
| 800 x 600          | 1600            |    | 318-860-06 |
| 800 x 800          | 1600            |    | 318-880-06 |
| 600 x 600          | 1800            | 37 | 318-660-08 |
| 800 x 600          | 1800            |    | 318-860-08 |
| 800 x 800          | 1800            |    | 318-880-08 |
| 600 x 600          | 2000            | 42 | 318-660-10 |
| 800 x 600          | 2000            |    | 318-860-10 |
| 800 x 800          | 2000            |    | 318-880-10 |
| 600 x 1000         | 2000            | 42 | 318-610-10 |
| 800 x 1000         | 2000            |    | 318-810-10 |
| 600 x 1200         | 2000            |    | 318-612-10 |
| 800 x 1200         | 2000            |    | 318-812-10 |
| 600 x 600          | 2200            | 46 | 318-660-12 |
| 800 x 600          | 2200            |    | 318-860-12 |
| 800 x 800          | 2200            |    | 318-880-12 |
| 600 x 1000         | 2200            | 46 | 318-610-12 |
| 800 x 1000         | 2200            |    | 318-810-12 |
| 600 x 1200         | 2200            |    | 318-612-12 |
| 800 x 1200         | 2200            |    | 318-812-12 |

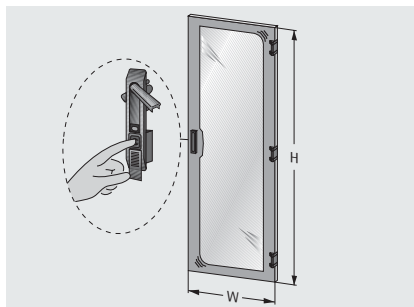
## Other preferential colours:

-  RAL 1032 (broom yellow)
-  RAL 5010 (gentian blue)
-  RAL 3002 (carmine red)
-  RAL 6029 (mint green)
-  RAL 7037 (dusty grey)

Colour representation similar!

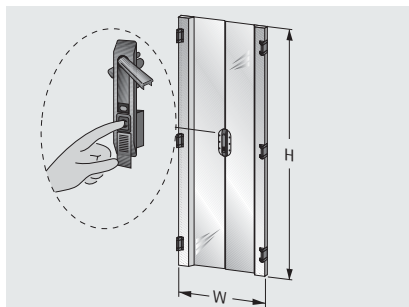


## 2 Viewing door



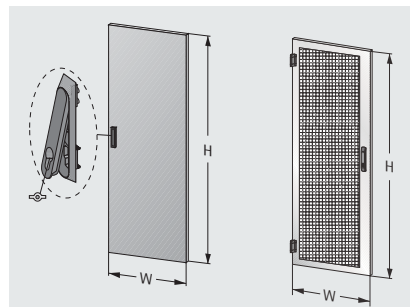
- with turning lever lock for profile semi-cylinder (push button opening)
- Finish:** RAL 7035 light grey  
**Material:**  
Frame: sheet metal  
Glass: tinted safety glass 4 mm, grey

## 3 Viewing door, split



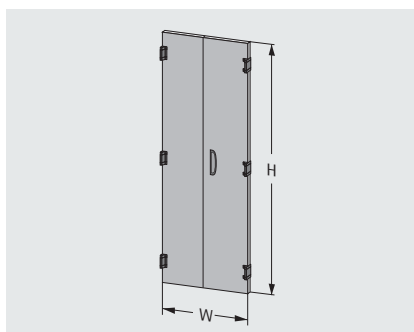
- with turning lever lock for profile semi-cylinder (push button opening)
- Finish:** RAL 7035 light grey  
**Material:**  
Frame: sheet metal  
Glass: tinted safety glass 5 mm, grey

## 4 Door / Door, ventilated 80%



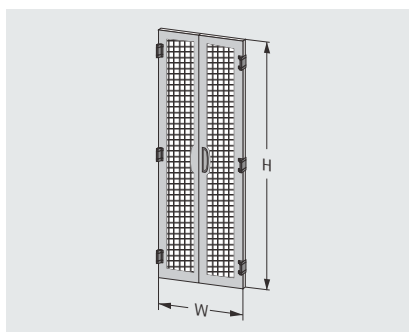
- with turning lever lock for profile semi-cylinder (push button opening)
  - ventilated door: perforation (80 %)
- Finish:** RAL 7035 light grey  
**Material:** sheet metal

## 5 Split door, solid



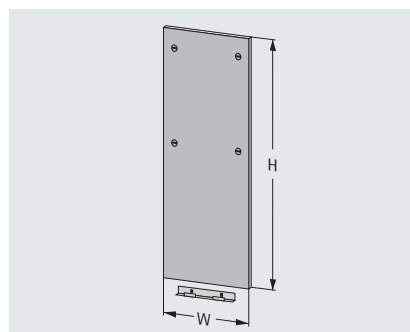
- with turning lever lock for profile semi-cylinder (push button opening)
- Finish:** RAL 7035 light grey  
**Material:** sheet metal

## 6 Split door, perforated



- with turning lever lock for profile semi-cylinder (push button opening)
- Finish:** RAL 7035 light grey  
**Material:** sheet metal, perforated insert

## 7 Sash door



- with 2 or 4 sash fasteners, mechanism "double bit key 5 mm"
- Finish:** RAL 7035 light grey  
**Material:** sheet metal

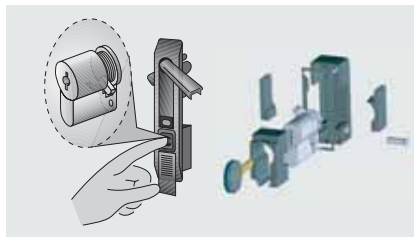
## Order information

| Dimension (WxD) mm | 2<br>Viewing door | 3<br>Viewing door, split | 4<br>Solid door | 4<br>Door, ventilated 80% | 5<br>Split door, solid | 6<br>Split door, perforated | 7<br>Sash door |
|--------------------|-------------------|--------------------------|-----------------|---------------------------|------------------------|-----------------------------|----------------|
| 1200 x 600         | 318-612-01        | -                        | 318-612-02      | 318-612-16                | -                      | -                           | 318-612-03     |
| 1200 x 800         | 318-812-01        | -                        | 318-812-02      | 318-812-16                | -                      | -                           | 318-812-03     |
| 1200 x 1000        | -                 | -                        | -               | -                         | -                      | -                           | 318-012-03     |
| 1600 x 600         | 318-616-01        | -                        | 318-616-02      | 318-616-16                | -                      | -                           | 318-616-03     |
| 1600 x 800         | 318-816-01        | -                        | 318-816-02      | 318-816-16                | -                      | -                           | 318-816-03     |
| 1800 x 600         | 318-618-01        | -                        | 318-618-02      | 318-618-16                | -                      | -                           | 318-618-03     |
| 1800 x 800         | 318-818-01        | -                        | 318-818-02      | 318-818-16                | -                      | -                           | 318-818-03     |
| 2000 x 600         | 318-620-01        | 318-820-08               | 318-620-02      | 318-620-16                | -                      | -                           | 318-620-03     |
| 2000 x 800         | 318-820-01        | -                        | 318-820-02      | 318-820-16                | 318-820-26             | 318-820-25                  | 318-820-03     |
| 2000 x 1000        | -                 | -                        | -               | -                         | -                      | -                           | 318-020-03     |
| 2000 x 1200        | -                 | -                        | -               | -                         | -                      | -                           | 318-020-48     |
| 2200 x 600         | 318-622-01        | 318-822-08               | 318-622-02      | 318-622-16                | -                      | -                           | 318-622-03     |
| 2200 x 800         | 318-822-01        | -                        | 318-822-02      | 318-822-16                | 318-822-26             | 318-822-25                  | 318-822-03     |
| 2200 x 1000        | -                 | -                        | -               | -                         | -                      | -                           | 318-022-03     |
| 2200 x 1200        | -                 | -                        | -               | -                         | -                      | -                           | 318-022-48     |





## 8 Locking systems for doors



Profile semi-cylinder with EK333 lock for turning lever lock of doors **2** to **6**

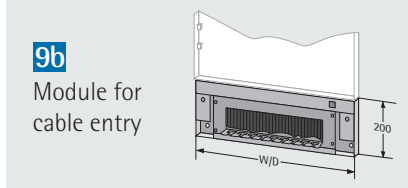
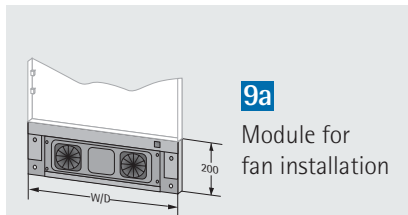


Sash fastener with EK333 lock for sash door **7**

Adapter for installing an individual cylinder (DIN 18252) (without fig.)

| Description           | Order no.  |
|-----------------------|------------|
| Profile semi-cylinder | 676-316-00 |
| Sash fastener         | 676-181    |
| Adapter               | 676-316-10 |
| Spare key EK333       | 676-200    |

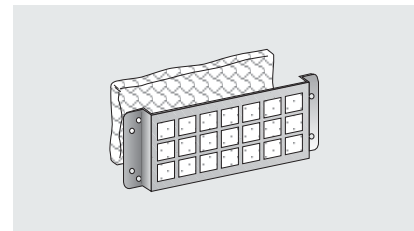
## 9 Universal modules



- can be used with shortened doors **2** and **4** or sash door **7**
- modules can be positioned freely above and/or below the doors shortened by 200 mm
- the fan installation module **9a** is suited for use with the basic fan module **10**

| Description                 | (W)/(D) mm | Order no.  |
|-----------------------------|------------|------------|
| Module for fan installation | 600        | 318-700-00 |
|                             | 800        | 318-800-10 |
| Module for cable entry      | 600        | 318-600-02 |
|                             | 800        | 318-800-02 |

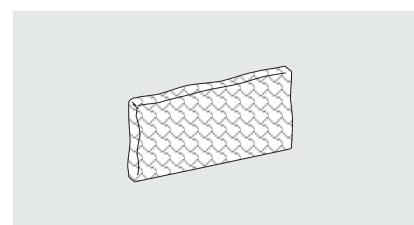
## Filter set for fan module



**Material:** aluminium / filter fleece

| Order no.  |
|------------|
| 316-100-99 |

## Spare filter set



- Set = 5 pieces

**Material:** filter fleece

| Order no. (set) |
|-----------------|
| 671-200-05      |

## 10 Basic fan module



- fan module, fully pre-wired
- air flow: ventilation or extraction, depending on assembly position
- for installation in the top-/bottom area of the cabinet
- different power cords available (see right side)

**Dimension (H x W x D):**

44 mm x 450 mm x 140 mm

**Finish:** RAL 9005 deep black

**Material:** Polycarbonate UL 94 V-0

| Description       | Unimpeded air flow | Order no.  |
|-------------------|--------------------|------------|
| fan module 1-fold | 115m³/h            | 230-500-01 |
| fan module 2-fold | 230m³/h            | 230-500-02 |
| fan module 3-fold | 345m³/h            | 230-500-03 |

**Note:** The fan characteristics and noise levels can be found in the diagrams on page 83.

## Power cord, standard



| Connection   | Length | Order no.  |
|--|--------|------------|
| Earthed plug   | 3m     | 640-044-05 |
| Rubber connector without plug (for fixed connection) | 3m     | 230-500-15 |
|  | 3m     | 230-500-16 |

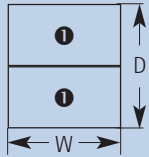
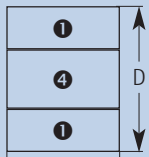
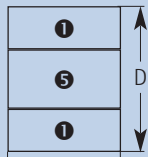
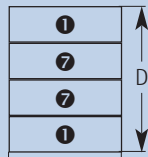
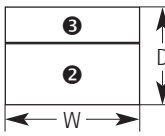
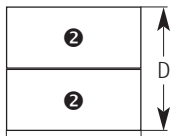


## Power cord with thermostat 0-60°C




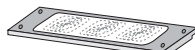
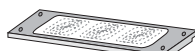

| Connection   | Length | Order no.  |
|--|--------|------------|
| Earthed plug   | 3m     | 230-500-04 |
| Rubber connector without plug (for fixed connection) | 3m     | 230-500-05 |
|  | 3m     | 230-500-06 |

## 11 Cover plates Overview for determining cover plates for top and bottom frame.

The plates can be mounted directly on the cabinet frame **1** (top or base) according to the set-up shown below.

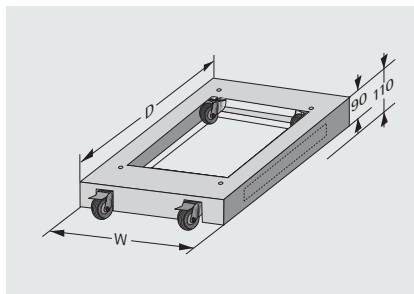
|            | Depth (D) 600 mm  | Depth (D) 800 mm  | Depth (D) 1000 mm  | Depth (D) 1200 mm   |
|------------|---|---|--|---|
| (W) 600 mm |  |  |  |  |
| (W) 800 mm |  |  |  |  |

## Order information

| Model   | Size | Description  | Dimension (wxd) mm | Order no.  |
|---|------|--|--------------------|------------|
| solid   |      |  |                    |            |
|  | ❶    | - solid cover plate<br>- individual openings on request            | 446 x 222          | 318-111-01 |
|   | ❷    |  | 646 x 322          | 318-111-02 |
|   | ❸    |  | 646 x 122          | 318-111-03 |
|   | ❹    |  | 446 x 202          | 318-111-04 |
|   | ❺    |  | 446 x 398          | 318-111-05 |
|   | ❻    |  | 646 x 200          | 318-111-06 |
|   | ❼    |  | 446 x 301          | 318-111-07 |
| for fan module  |      |  |                    |            |
|  | ❶    | - cover plate for mounting of fan modules <b>10</b> (see page 16)  | 446 x 222          | 318-111-21 |
|   | ❷    |  | 646 x 322          | 318-111-22 |
| cover plate perforated  |      |  |                    |            |
|  | ❶    | - cover plate, perforated  | 446 x 222          | 318-111-23 |
|   | ❷    |  | 646 x 322          | 318-111-24 |
| for cable entry   |      |  |                    |            |
|  | ❶    | - cover plate for sealed cable entry with integrated strain relief | 446 x 222          | 318-111-25 |
|   | ❷    |  | 646 x 322          | 318-111-26 |



## 12 Castor base



- set consists of 4 swivel castors (2 castors with parking brakes)
- cable entry from rear (opening with brush) and side

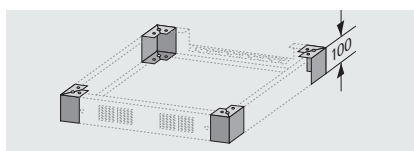
**Finish:** RAL 7035 light grey

**Material:** sheet metal / plastic

**Load capacity:** 450 kg

| Width (W)<br>mm | Depth (D)<br>mm | Order no.  |
|-----------------|-----------------|------------|
| 600             | 600             | 318-126-60 |
| 600             | 800             | 318-126-80 |
| 800             | 600             | 318-128-60 |
| 800             | 800             | 318-128-80 |

## 15 Base corner set



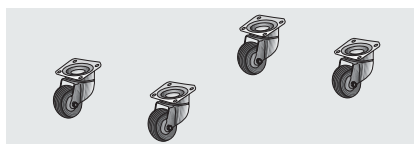
- Set = 4 pieces
- assembly material included

**Material:** sheet metal

**Finish:** RAL 7035 light grey

| Height (H) mm | Order no. (set) |
|---------------|-----------------|
| 100           | 318-100-00      |

## 18 Castor set, tilt prevention

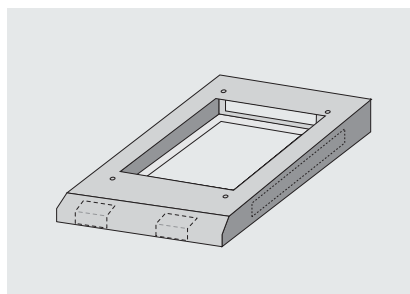


- to be screwed to tilt prevention base **13**
- set consists of 4 swivel castors (2 castors with parking brakes)

**Load capacity:** 450 kg

| Order no. (set= 4 pieces) |
|---------------------------|
| 316-026-50                |

## 13 Tilt prevention base



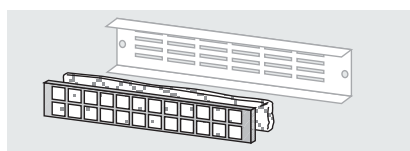
- Static base with integrated tilt prevention
- offers secure standing when drawers with heavy equipment are extracted
- cable entry from rear and side

**Finish:** RAL 7035 light grey

**Material:** sheet metal

| Width (W)<br>mm | Depth (D)<br>mm | Order no.  |
|-----------------|-----------------|------------|
| 600             | 1000            | 318-026-11 |
| 800             | 1000            | 318-028-11 |

## 16 Filter set for base covers

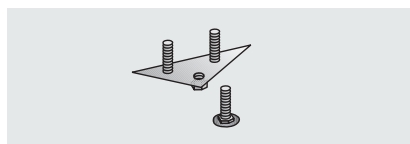


- matches base covers "Type **2** ventilated" (see **14**)

**Material:** sheet metal galvanised/filter fleece

| Width/Depth mm | Order no. (set) |
|----------------|-----------------|
| 600            | 318-100-16      |
| 800            | 318-100-26      |

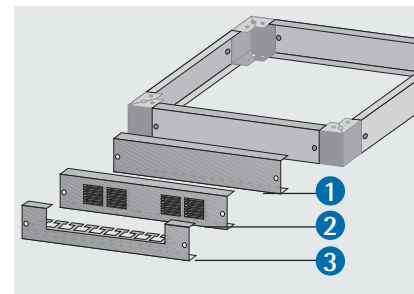
## 19 Adjusting feet (set = 4 pieces)



- to be screwed onto the rack **1** or to the corners of the base

| Description      | Order no. (set) |
|------------------|-----------------|
| mounting on rack | 318-026-00      |
| mounting on base | 318-026-02      |

## 14 Base covers



- for individual base construction
- 4 covers are needed to complete one base

**Type **1**:** solid

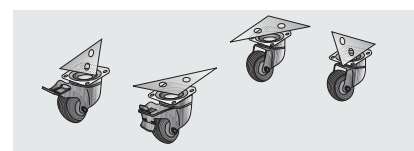
**Type **2**:** ventilated

**Type **3**:** with cable entry

**Material:** sheet metal, RAL 7035 light grey

| Type     | Width/Depth<br>Cabinet frame mm | Order no.  |
|----------|---------------------------------|------------|
| <b>1</b> | 600                             | 318-100-10 |
|          | 800                             | 318-100-20 |
|          | 1000                            | 318-100-30 |
|          | 1200                            | 318-100-50 |
| <b>2</b> | 600                             | 318-100-12 |
|          | 800                             | 318-100-22 |
| <b>3</b> | 600                             | 318-100-14 |
|          | 800                             | 318-100-24 |

## 17 Castor set

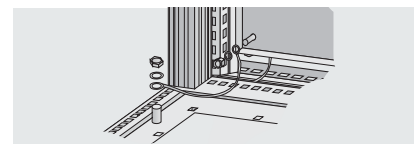


- to be screwed directly onto the rack **1**
- set consists of 4 swivel castors (2 castors with parking brakes)

**Load capacity:** 450 kg

| Order no. (set= 4 pieces) |
|---------------------------|
| 318-026-10                |

## 20 Earthing kit TiRAX



- for earthing according to VDE standards
- for conductive connection of the cabinet's components (cable cross section 2,5 mm<sup>2</sup>)

| Order no. (set) |
|-----------------|
| 318-150-00      |





## 21 Cabinet connection set

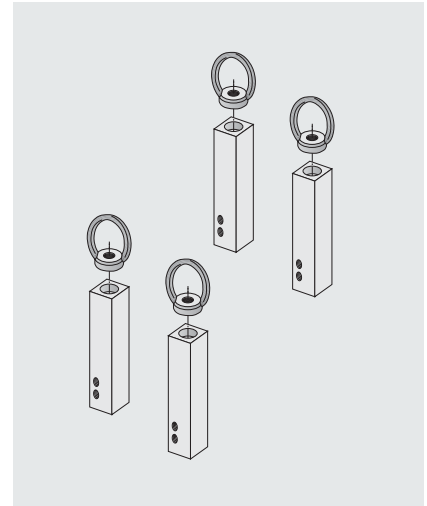


- for connecting as many cabinets as required next to or behind each other **with** design extrusion
- the design of the cabinet remains unchanged

**Delivery:**  
connecting plates, clip-on seals;  
assembly material included

| for cabinet height (H) mm | No. of connecting plates | Order no. (set) |
|---------------------------|--------------------------|-----------------|
| 1200-1600                 | 2+2                      | 318-105-10      |
| 1800-2200                 | 3+3                      | 318-105-12      |

## Lifting eye bolt kit

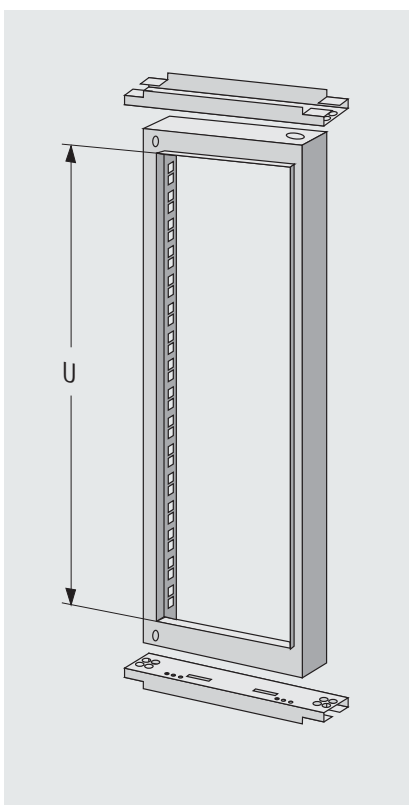


- lifting eye bolts for cabinet relocation
- set = 4 pieces

**Load capacity:** 500 kg

| Order no. (set) |
|-----------------|
| 318-026-20      |

## 19" pivoting frame



- for cabinets with 800 mm width
- pivoting angle 95°
- installation centric or asymmetrical (30 mm offset)
- swing frame partial dismantling on request

**Material:** sheet metal, RAL 7035 light grey  
**Load capacity:** 60 kg / 250 kg for heavy duty swing frame

**Usable depth:** centric: 425 mm, offset 30 mm: 470 mm

**Delivery:** complete with crossbar

| for cabinet height (H) mm          | U  | Order no. (1 piece) |
|------------------------------------|----|---------------------|
| 1600                               | 30 | 318-122-16          |
| 1800                               | 34 | 318-122-18          |
| 2000                               | 39 | 318-122-20          |
| Heavy duty pivoting frame H=2000mm | 39 | 318-123-20          |

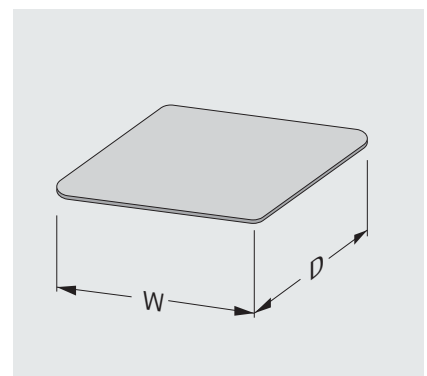
### 160° hinge kit

- to increase the pivoting angle of the 19" frame up to 160°

**Insert depth:** offset 70 mm: 390 mm

| Order no. (set) |
|-----------------|
| 318-123-14      |

## 22 Top panel

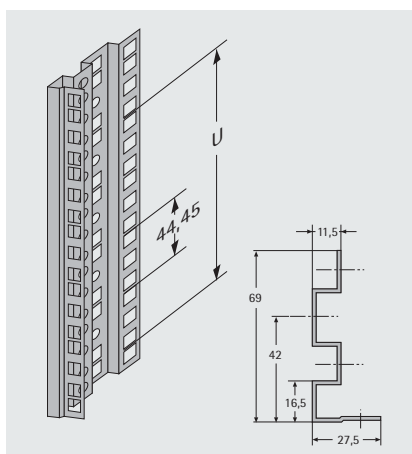


- can be raised up to 11mm for extra aeration
  - installation with 2 screws only
- Finish:** RAL 7035 light grey

| Dimension mm | Order no.  |
|--------------|------------|
| 600 x 600    | 318-016-60 |
| 600 x 800    | 318-016-80 |
| 600 x 1000   | 318-020-60 |
| 600 x 1200   | 318-022-60 |
| 800 x 600    | 318-018-60 |
| 800 x 800    | 318-018-80 |
| 800 x 1000   | 318-020-80 |
| 800 x 1200   | 318-022-80 |



## 23 19" vertical mounting

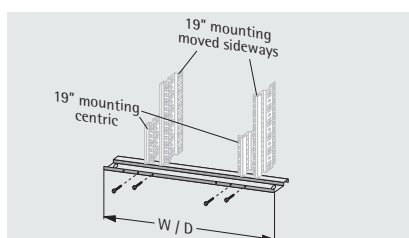


- ASA perforation, (1/2 19" perforation)

**Material:** sheet metal, galvanised

| U  | Order no.  |
|----|------------|
| 6  | 316-120-06 |
| 12 | 316-120-12 |
| 15 | 316-120-15 |
| 24 | 316-120-24 |
| 33 | 316-120-33 |
| 37 | 316-120-37 |
| 42 | 316-120-42 |
| 46 | 316-120-46 |

## 24 Cross bar for 19" integration

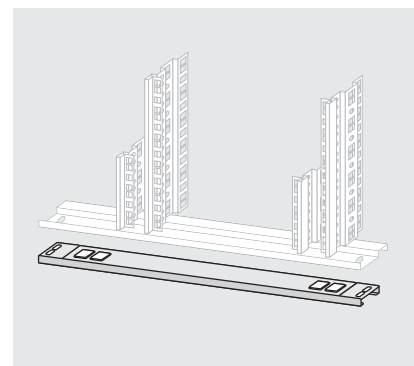


- two cross bars per 19" mount are required for installing 19" mountings
- mounting depth steplessly adjustable
- at W=800mm, the 19" level can be moved laterally
- in case of partial mounting, multipurpose cross bars **26** are needed

**Material:** sheet metal, galvanised

| U  | Order no.<br>W=600 mm | Order no.<br>W=800 mm |
|----|-----------------------|-----------------------|
| 6  | 318-120-00            | 318-120-04            |
| 12 | 318-120-00            | 318-120-04            |
| 15 | 318-120-00            | 318-120-04            |
| 24 | 318-120-00            | 318-120-04            |
| 33 | 318-120-00            | 318-120-04            |
| 37 | 318-120-01            | 318-120-03            |
| 42 | 318-120-00            | 318-120-04            |
| 46 | 318-120-01            | 318-120-03            |

## 25 Heavy-duty cross bar



- for installation below the standard crossbar at 800 mm wide cabinets
- load capacity of up to 800 kg if load is evenly distributed

**Material:** sheet metal, galvanised

| Order no.  |
|------------|
| 318-120-16 |

## 26 Multifunctional cross bar

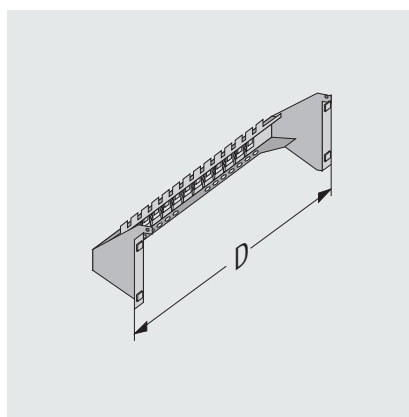


- for 19" partial mounting
- for clean cable entry
- mounting height steplessly adjustable

**Material:** sheet metal, galvanised

| Depth (D) / Width (W)<br>mm | Order no.<br>(1 piece) |
|-----------------------------|------------------------|
| 600                         | 318-120-06             |
| 800                         | 318-120-08             |
| 1000                        | 318-120-19             |
| 1200                        | 318-120-23             |

## 27 Reduction cross bar

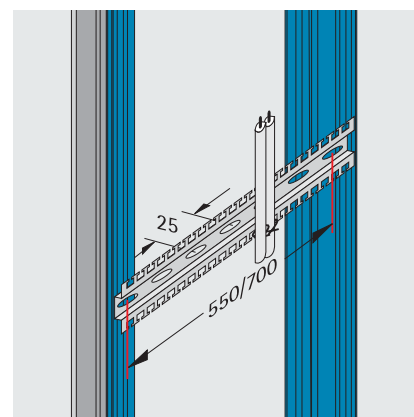


- reduces W=800 mm to 19"
- with integrated cable management bracket
- can be hung up or screwed on

**Material:** sheet metal, galvanised

| Depth (D) / Width (W)<br>mm | Order no.<br>(1 piece) |
|-----------------------------|------------------------|
| 600                         | 318-120-10             |
| 800                         | 318-120-12             |
| 1000                        | 318-120-14             |
| 1200                        | 318-120-21             |

## 28 Cable guarding rail



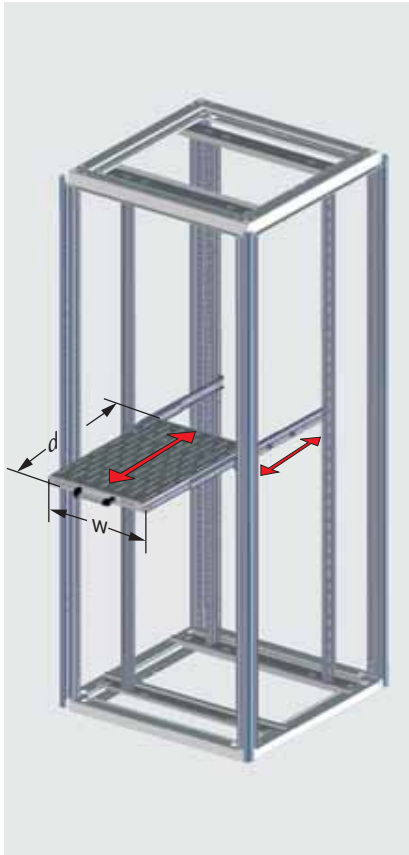
- with integrated cable management bracket
- holds cable ties or clips in place
- clear chromated for contact between the cable shield and zero potential

**Material:** aluminium, chromated

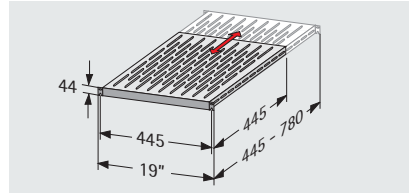
**Delivery:** assembly material included

Matching clamps can be found on page 110.

| Depth (D) / Width (W) mm | Order no.  |
|--------------------------|------------|
| 600                      | 318-121-10 |
| 800                      | 318-121-11 |



**29** 19"-shelf 1 U  
"fixed" **VARIplain**



- for fixed mounting
- depth variable due to VARIplain technology
- telescopic: 445 - 780 mm (see figure)
- easy one-man installation due to open long hole in the 19" front

**Finish:** RAL 7035 light grey

**Material:** sheet metal

**Dimensions (H x W x D):**

1 U (44 mm) x 19" (482,6 mm) x 445 mm

**Floor space (w x d):**

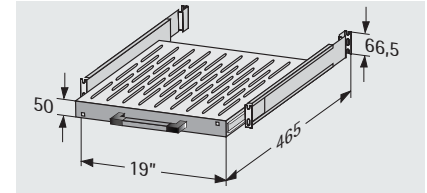
445 mm x (445 mm-780 mm)

**Load capacity:**

up to 80 kg (distributed load)

| Order no.  |
|------------|
| 316-036-99 |

**29** 19"-shelf 1,5 U  
"extractable"



- depth variable
- extension length 500 mm
- easy one-man installation

**Finish:** RAL 7035 light grey

**Material:** sheet metal

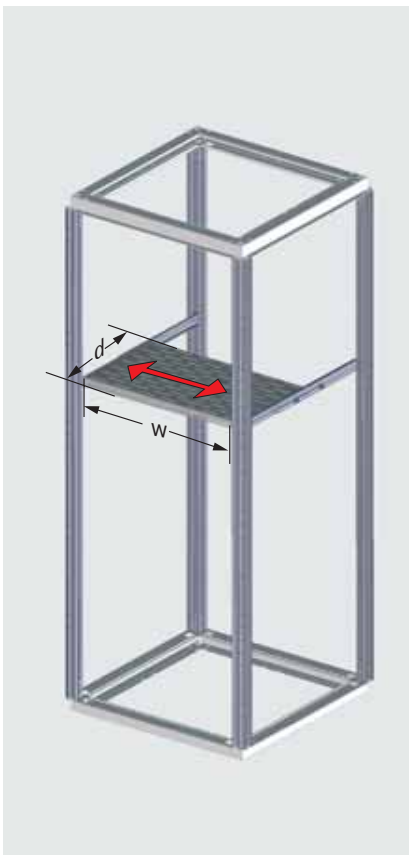
**Dimension: (H x W x D):**

1,5 U (66,5 mm) x 19" (482,6 mm) x 465 / 665 mm

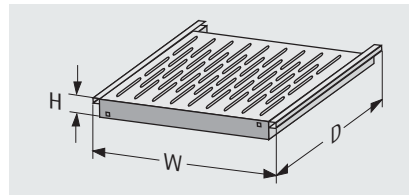
**Floor space (w x d):** 410 x 465 / 665

**Load capacity:** 60 kg (distributed load)

| Depth  | Order no.  |
|--------|------------|
| 465 mm | 318-141-00 |
| 665 mm | 318-141-01 |



**29** shelf without 19"-extension  
"fixed"



- for mounting into the cabinet frame without 19" level
- extension length 500 mm

**Finish:**

RAL 7035 light grey

**Material:** sheet metal

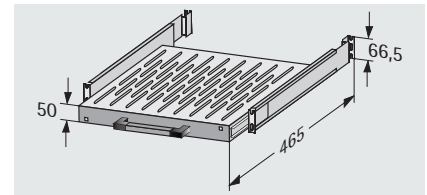
**Dimension (H x W x D):**

1,5 U (66,5 mm) x 465 x 410 mm

**Load capacity:** 80 kg (distributed load)

| Cabinet width | Order no.  |
|---------------|------------|
| 600 mm        | 318-141-08 |
| 800 mm        | 318-141-05 |

**29** shelf without 19"-extension  
„extractable"



- for mounting into cabinet frame without 19" level
- extension length 500 mm
- easy one-man installation

**Finish:**

shelf: RAL 7035 light grey

**Material:** sheet metal

**Dimension(H x W x D):**

1,5 U (66,5 mm) x 465 x 410 mm

1,5 U (66,5 mm) x 665 x 410 mm

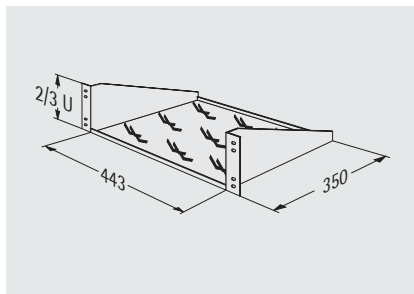
**Load capacity:** 60 kg (distributed load)

| Cabinet width | Order no.  |
|---------------|------------|
| 600 mm        | 318-141-04 |
| 800 mm        | 318-141-06 |





## 29 19"-shelf, fixed



- easy installation on a 19" vertical mounting (only one 19" level is required)
- ventilated

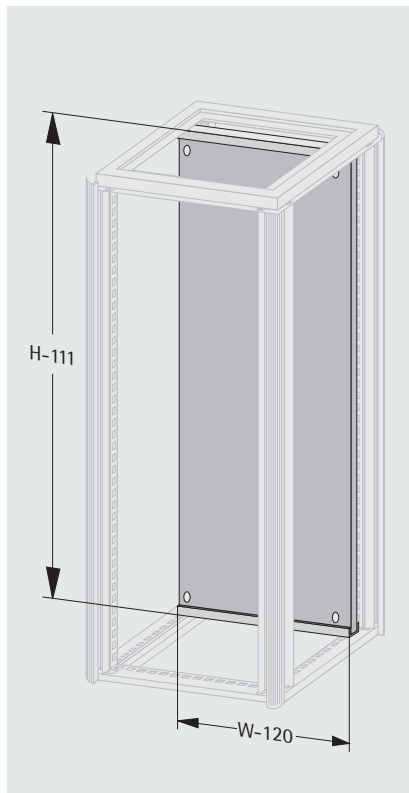
**Load capacity:** 15 kg

**Finish:** RAL 7035 light grey

**Material:** sheet metal

| Height | Order no.  |
|--------|------------|
| 2 U    | 315-810-20 |
| 3 U    | 315-810-00 |

## Mounting plate



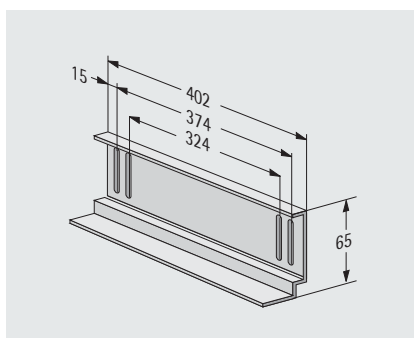
- for mounting heavy components and top hat rails
- is mounted on the cabinet with mounting rails and can be pushed in laterally and/or set in through front or rear
- possibility to adjust the depth in 25mm steps

Note: Multi-purpose cross bars (Item **26**) are needed for partial mounting.

**Material:** sheet metal, galvanised

| Height (H)<br>mm | Order no.<br>W=600 mm | Order no.<br>W=800 mm |
|------------------|-----------------------|-----------------------|
| 1200             | 318-130-12            | 318-130-32            |
| 1600             | 318-130-16            | 318-130-36            |
| 1800             | 318-130-18            | 318-130-38            |
| 2000             | 318-130-20            | 318-130-40            |
| 2200             | 318-130-22            | 318-130-42            |

## Sliding rail, screw-on



- to be **screwed on** 19" mountings
- supports heavy 19" plug-in units
- two 19" levels are required for anchoring

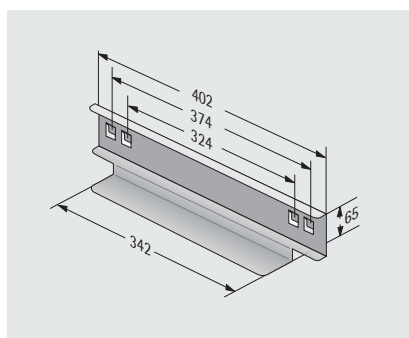
**Load capacity:** 50 kg / pair

**Material:**

sheet metal 2 mm, galvanised

| Order no. (pair) |
|------------------|
| 312-544          |

## Sliding rail, hook-in



- to be **hooked in** the 19" vertical mountings
- supports heavy 19" plug-in units
- two 19" mounts are required for anchoring

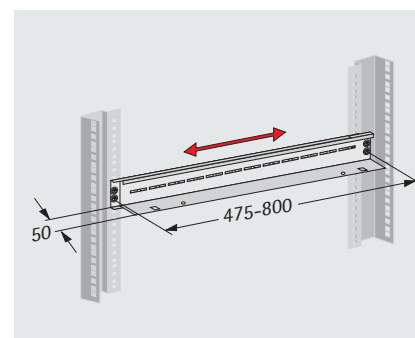
**Load capacity:** 50 kg / pair

**Material:**

sheet metal 1,5 mm, galvanised

| Order no. (pair) |
|------------------|
| 316-544-00       |

## Sliding rail, depth adjustable



- adjustable in depth
- supports heavy 19" plug-in units (e.g. servers) regardless of the distance between first and second 19" mount
- for 800 mm wide cabinets

**Load capacity:** 50 kg / pair

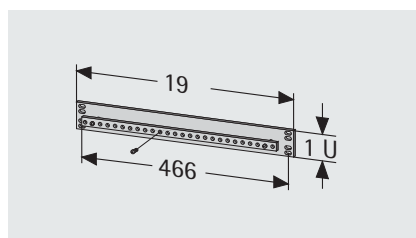
**Material:**

sheet metal 1,5 mm, galvanised

| Order no. (pair) |
|------------------|
| 316-544-20       |



### 30 Potential equalisation rail

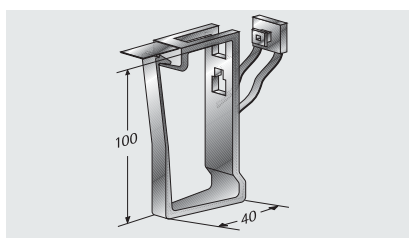


- for 19" or cabinet installation
- connection: 27 x M 5
- rail cross-section: 50 mm<sup>2</sup>

**Material:** sheet metal/copper

| Order no.  |
|------------|
| 640-028-00 |

### Cable hoop, plastic

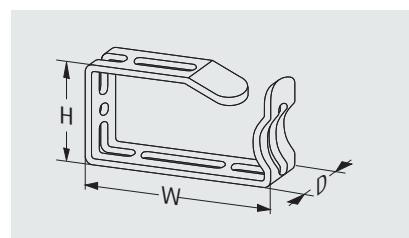


- for positioning cables vertically on the 19" frame (for cabinet depth 800 mm)

**Delivery:** assembly material included

| Order no.  |
|------------|
| 640-035-00 |

### Cable hoop, metal

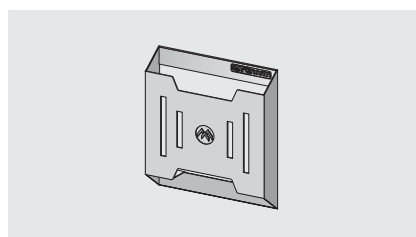


- for positioning cables vertically on the 19" frame (for 800mm wide cabinets)

**Delivery:** assembly material included

| H x W x D mm  | Order no.  |
|---------------|------------|
| 47 x 85 x 23  | 640-036-27 |
| 66 x 125 x 23 | 640-036-37 |
| 88 x 125 x 23 | 640-036-47 |

### Document pocket

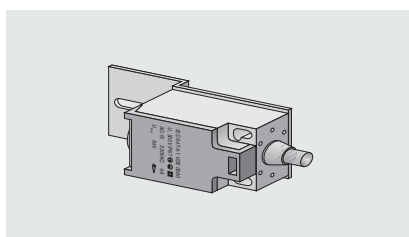


- self-adhesive
- heat-resistant up to 60°C
- load capacity up to 3kg
- your company's logo can be affixed

**Material:** polystyrene, black

| Order no. |
|-----------|
| 640-100   |

### Door contact switch

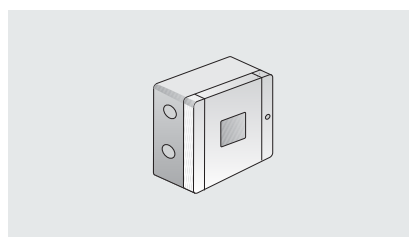


- e.g. for switching on and off cabinet lamps

**Delivery:** assembly material included

| Order no.  |
|------------|
| 640-071-00 |

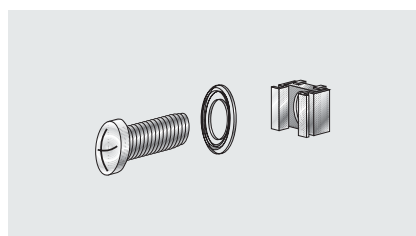
### Mains socket



- cable distribution socket
- easy and quick assembly

| Order no. |
|-----------|
| 640-059   |

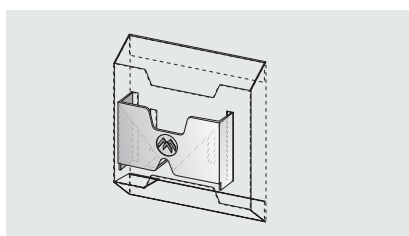
### M5/M6 screw set (50-fold)



- for the mounting of 19" components

| Description | Order no. (set) |
|-------------|-----------------|
| M 5         | 630-991         |
| M 6         | 630-994         |

### CD/diskette holder

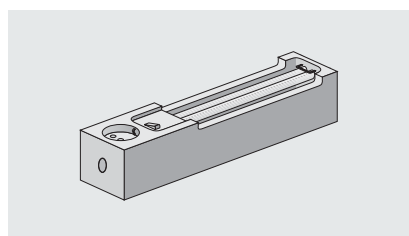


- practical supplement
- can be attached to the document pocket

**Finish:** RAL 7035 light grey

| Order no.  |
|------------|
| 640-100-10 |

### Cabinet lamp 230 V



- shielded according to VDE 0712 ICE 82
- 230V / 50Hz 11W (equivalent to a 75W light bulb)
- magnetic attachment
- can be mounted on standard rails
- incl. switch+socket, without power cord

| Order no. |
|-----------|
| 640-143   |



### Multifunctional server cabinet

#### Multifunctional roof

- Cable entries on all four corners are connected to a cable alignment system to provide a consistent cabling concept
- up to three active 3-fold fan modules and/ or cable entries can be assembled
- digital temperature display at the front side




#### Cable duct

- mounted circumferentially (vertically and horizontally) in the cabinet
- the cable ducts open out to the cutouts of the cabinet top for easy connection to the cable alignment system
- can be delivered with swivel-mounted cover for better accessibility



cabinet rear side after installation



(cabinet rear side)



### TiRAX climate control cabinet

- 19" cabinet with laterally mounted 1050 W air conditioning unit for use in automation engineering
- plug & play construction