



NETcell




Cable tray for excess length of cable

- with connected rack installation it can also be used as trunking system



Modular cable trays

- for separate routing of data and power cables



Cable duct

- designed for large-volume routing of data and power cables (vertical and horizontal)
- **breakouts** **a** for individual cable routing from front to back and/or sideways
- **with cable clamps** **1**
- for quick installation and to ensure a clear layout
- **with hinged panel** **2**
- with locking of spacious cable ducts (pivotable 180°)





The future-oriented 19" rack system for data centres



... flexibility
without limits!



Corridor cover

- toughened safety-glass pane is easily dismountable to ensure better accessibility to the cooling corridor
- with 3 U increases mounting section for power supply, light systems etc.



Internal view cooling corridor

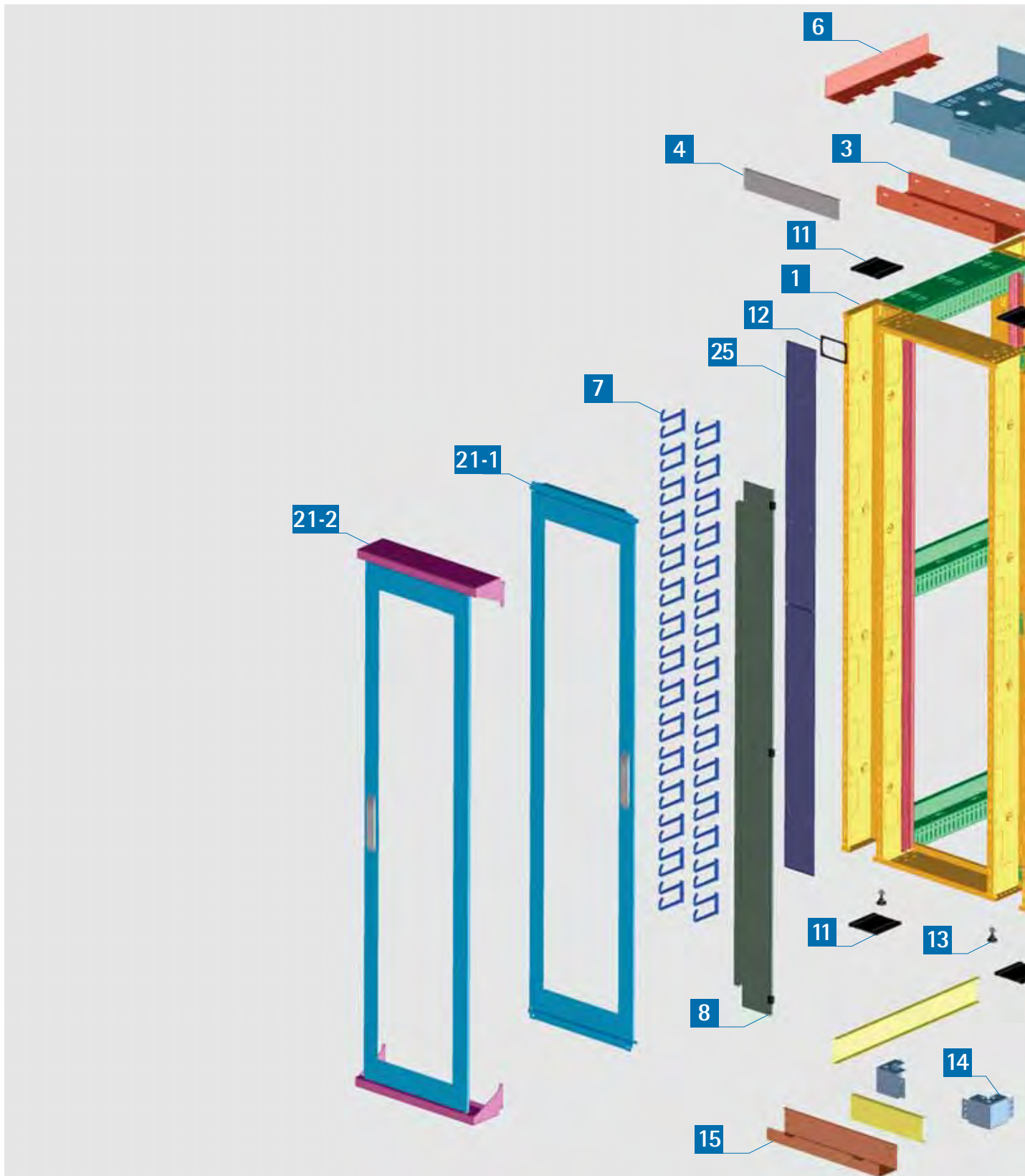


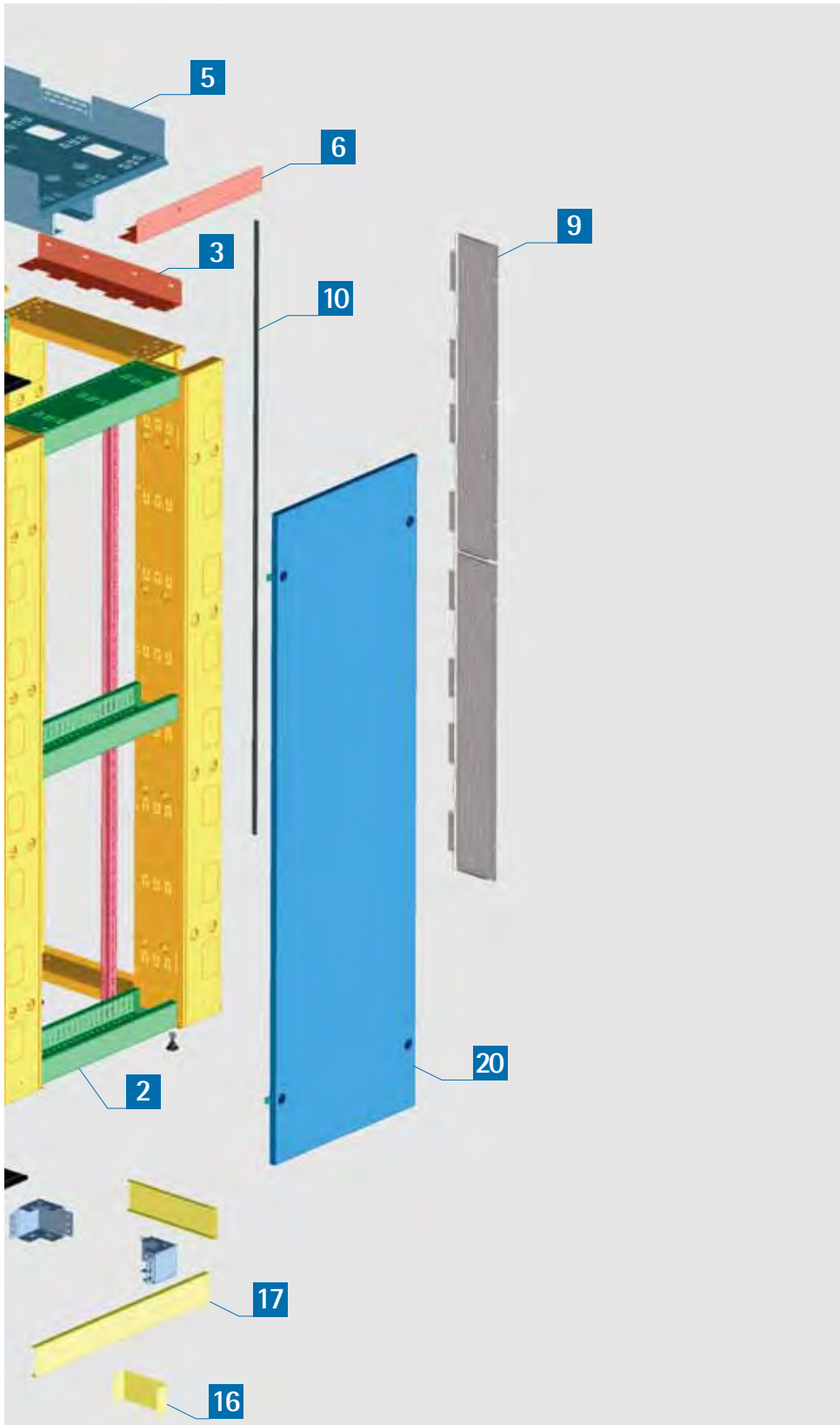
Sliding door, split

- manual or electric design
- can be fitted with lockable cylinders



Individual configuration: Configure your own cabinet system

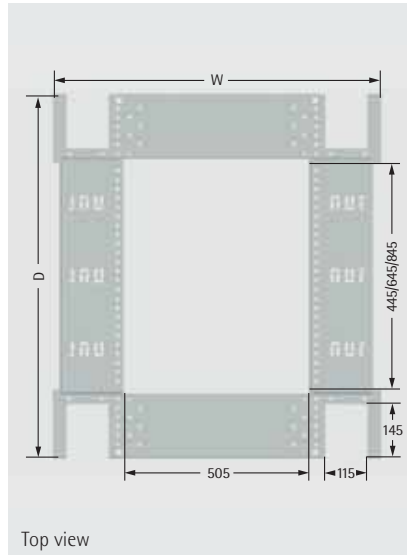
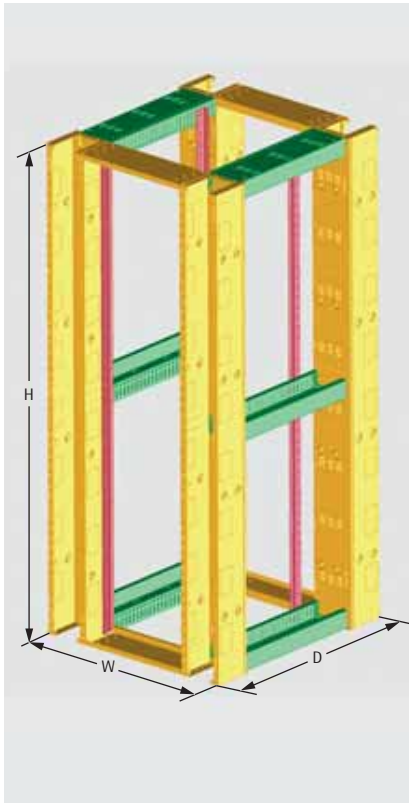




Item	Description	Page
1	Basic system	36
2	Cable tray (cross bar)	37
3	Cable routing angle bracket	37
4	Connecting cover for cable routing angle bracket	37
5	Cable tray for excess length of cable	37
6	End cover for excess cable tray	37
7	Cable clamp set	37
8	Hinged panel	38
9	Mounting plate	38
10	Universal guide rail for cable duct	38
11	Brush set for cable duct	38
12	Edge protection frame	38
13	Adjusting feet set	38
14	Base corner set	39
15	Cable routing tray for mounting on cabinet base	39
16	Socket infill panel	39
17	Base covers	39
18	19" blind panels (without fig.)	39
19	Slide rail, variable depth (without fig.)	39
20	Side panel	40
21-1	Door perforated (80 %) flush-mounted	40
21-2	Door perforated (80 %) for cable clamp set	40
22	Locking system for doors and side panels (without fig.)	40
23	Connector set (without fig.)	40
24	Cable tray (without fig.)	40
25	Locking panel for cable duct	41
26	Corridor covering for cooling corridor (without fig.)	41
27	Sliding door system (without fig.)	41



1a Basic system "900", dismountable



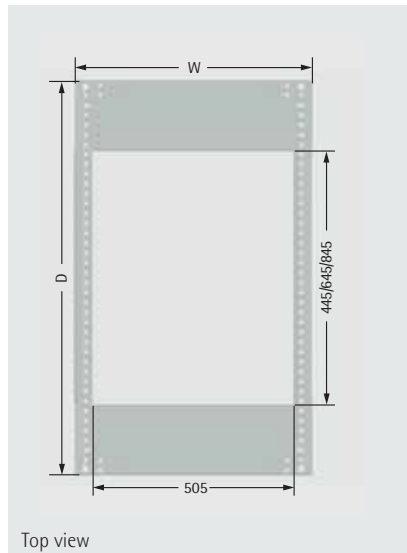
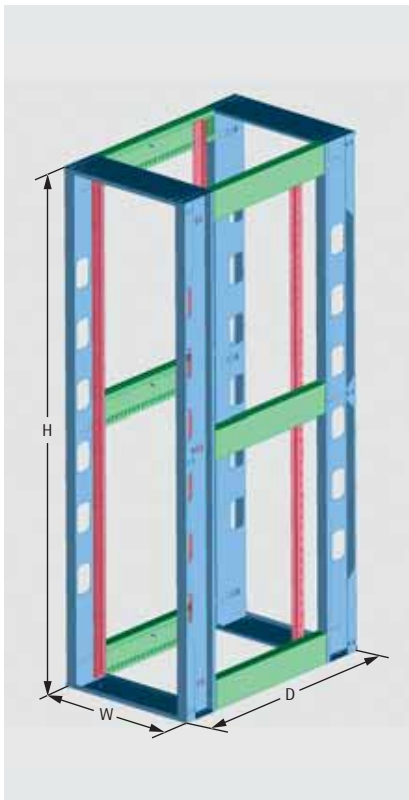
The cabinet system consists of two identical frames with integrated cable ducts, cross bars and a 19" extension level with end covers at the front.

Basic system "900" consists of:

- frame with integrated cable ducts (2 ×)
- cross bars (cable tray) (6 ×)
- 19" extension (2 ×)
- end cover for 19" grid (2 ×)

Dimensions (W × H) mm	Dimensions (D) mm	Finish	Order no.
900 × 2130 (46 U)	800	RAL 7035	583-908-12
	1000	RAL 7035	583-910-12
	1200	RAL 7035	583-912-12
900 × 2130 (46 U)	800	RAL 9005	583-908-82
	1000	RAL 9005	583-910-82
	1200	RAL 9005	583-912-82

1b Connector System "600", dismountable



The connector system consists of two identical frames, crossbars and 19" extension with end covers at the front.


Connector System "600" consists of:

- frame (2 ×)
- crossbars (6 ×)
- 19" extension (2 ×)
- end cover for 19" grid (2 ×)

Dimensions (W × H) mm	Dimensions (D) mm	Finish	Order no.
600 × 2130 (46 U)	800	RAL 7035	583-608-12
	1000	RAL 7035	583-610-12
	1200	RAL 7035	583-612-12
600 × 2130 (46 U)	800	RAL 9005	583-608-82
	1000	RAL 9005	583-610-82
	1200	RAL 9005	583-612-82



2 Cable tray

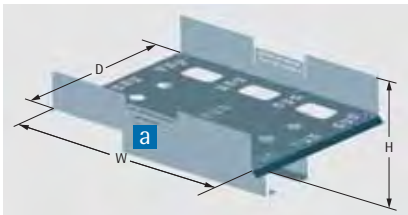


- for basic system
- for cable routing
- for mounting between front and rear frame
- H = 80 mm, W = 175 mm

Material: sheet metal

Finish	Depth mm	Order no.
RAL 7035	800	583-000-01
RAL 9005	800	583-005-01
RAL 7035	1000	583-000-69
RAL 9005	1000	583-005-69
RAL 7035	1200	583-000-02
RAL 9005	1200	583-005-02

5 Cable tray for excess length of cable

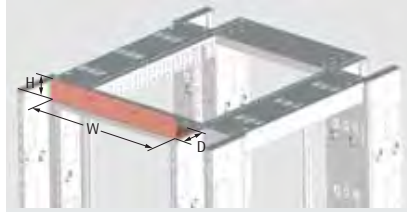


- for basic and connector system
- for storage of excess cable length or as trunking system for row install. of cabinets
- suitable for accommodation of the cable tray **24 a**
- H = 290 mm, D = 580 mm

Material: sheet metal

Finish	Width mm	Order no.
RAL 7035	600	583-000-94
RAL 9005	600	583-005-94
RAL 7035	900	583-000-72
RAL 9005	900	583-005-72

3 Cable routing angle bracket



- for basic and connector system
- to set up a cable duct system on the cabinet system
- H x W x D: 80 x 570 x 100 mm

Material: sheet metal

Finish	Order no.
RAL 7035	583-000-73
RAL 9005	583-005-73

6 End cover for excess cable tray



- for covering the excess cable tray on the front ends

Material: sheet metal

Finish	Order no.
RAL 7035	583-000-73
RAL 9005	583-005-73

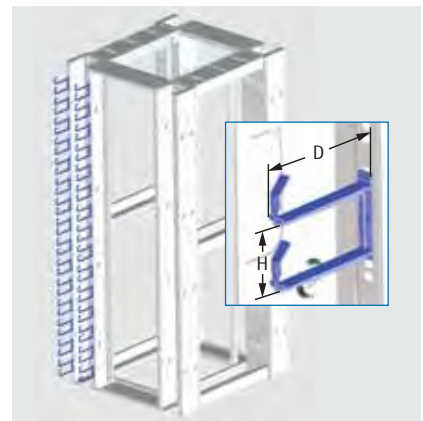
4 Connecting cover for cable routing angle bracket



- for basic and connector system
- for installation in cabinet rows
- conceals space between two cable routing angle brackets on the front end of the system

Finish	Order no.
RAL 7035	583-000-74
RAL 9005	583-005-74

7 Cable clamp set



- for basic system
- to be clipped onto the front of the cable duct
- H = 55 mm, D = 115 mm
- set = 30 pieces (1 cable duct)

Material: plastic

Order no.
583-001-12



8 Hinged panel



- for basic system
- for covering the cable duct
- with hinges for quick opening and closing

Material: sheet metal

Finish	Order no.
RAL 7035	583-000-83
RAL 9005	583-005-83

9 Mounting plate



- for basic system
- for individual mounting of e.g. PDU, cable clamps etc.
- perforated
- to be mounted in cable duct (rear wall)
- W = 160 mm, H = 1030 mm
- up to two mounting plates can be mounted per cable duct

Material: sheet metal

Finish	Order no. (1 pc.)
RAL 7035	583-000-98
RAL 9005	583-005-98

10 Universal guide rail for cable duct




- for basic system
- mounting possible on all sides of the cable duct (max. 2 per side)
- for individual mounting of PDU, cable clamps etc.
- attachment of components with sliding nuts (4 pcs. included in scope of delivery)
- Length: 2m

Material: sheet metal, galvanised

Description	Order no.
Universal guide rail	583-001-11
Sliding nuts M5 (set = 10 pieces)	630-015-11

11 Brush set for cable duct



- for basic system
- to be used on the top and bottom on the cable duct
- set = 8 pieces

Material: plastic

Order no. (set)
583-001-15

12 Edge protection frame



- for basic and connector system
- retrofittable edge guard for use in cable ducts
- set = 10 pieces

Material: plastic

Order no. (set)
583-001-10

13 Adjusting feet set



- for basic and connector system
- to be screwed onto the cabinet frame or to the base corners
- set = 4 pieces

Material: steel, plastic

Description	Order no. (set)
Mounting on rack	500-001-28
Mounting on base	318-026-02



14 Base corner set




- for basic and connector system
- H = 100 mm
- set = 4 pieces

Material: sheet metal

Finish	Order no. (set)
RAL 7035	318-100-00
RAL 9005	318-200-00

15 Cable routing tray

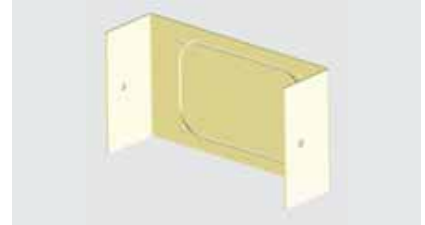


- for basic and connector system
- to be used with base corner set
- two mounting positions possible
- for cable entry

Material: sheet metal

Finish	Order no.
RAL 7035	583-000-70
RAL 9005	583-005-70

16 Socket infill panel

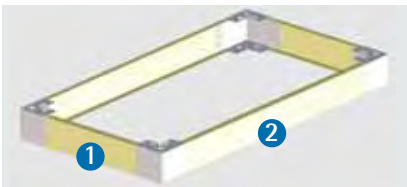


- for basic system
- conceals space between two cabinet frames when mounting on cabinet base

Material: sheet metal

Finish	Order no.
RAL 7035	583-000-71
RAL 9005	583-005-71

17 Base covers, solid



- for basic and connector system
- 4 covers (and four base corners Item 14) complete one base

Material: sheet metal

Type	W/D	Finish	Order no.
1	900	7035	318-100-10
	900	9005	318-100-18
	600	7035	316-100-10
	600	9005	316-200-10
2	800	7035	316-100-04
	800	9005	316-200-04
	1000	7035	316-101-10
	1000	9005	316-201-06
	1200	7035	316-103-20
	1200	9005	316-203-05

18 19" blind panels



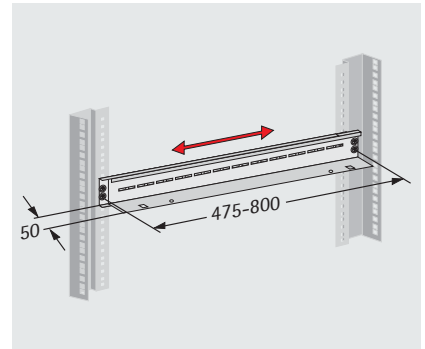
- to be clipped onto the 19" grid
- for quick mounting without tools
- set = 10 pieces

Material: plastic

U	RAL 7035	RAL 7016
1	213-156-30	213-156-25



19 Slide rail, variable depth



- depth-adjustable
- to accommodate 19" plug-in units (e.g. servers) irrespective of the clearance between the first and second 19" level

Load capacity: 50 kg

Material: sheet metal, galvanised

Order no. (pair)
316-544-20



20 Side panel



- with 4 sash fasteners ("double-bit" 5 mm mechanism)

Material: sheet metal

Finish	Depth	Order no.
RAL 7035	800	583-000-04
RAL 9005	800	583-005-14
RAL 7035	1000	583-000-84
RAL 9005	1000	583-005-84
RAL 7035	1200	583-000-07
RAL 9005	1200	583-005-07

23 Cabinet connector set



- to connect basic or connector cabinets

Order no.
583-000-97

21 Door ventilated (80 % perforated)




- version **21-1**: flush-mounted with frame
- version **21-2**: flush-mounted with the cable clamp
- with turning lever lock for profile half cylinder (with push button opening)

Material: sheet metal

Type	W/D	Finish	Order no.
①	900	7035	583-000-76
	900	9005	583-005-76
	600	7035	583-000-95
	600	9005	583-005-95
②	600	7035	583-000-54
	600	9005	583-005-54
	900	7035	583-000-80
	900	9005	583-005-80

24 Cable tray

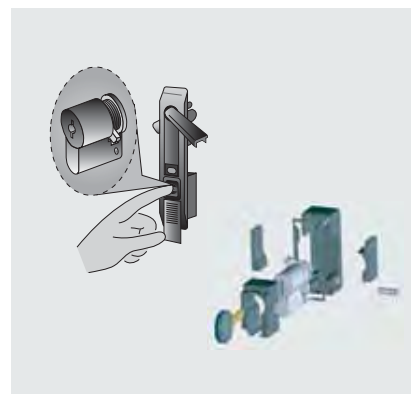


- to guide cables above cooling or heating corridor
- may also be used together with corridor cover (cooling corridor)
- Dimensions (W×H×D): 200 × 60 × 1500 mm

Material: sheet metal, hot dip galvanised

Order no.
583-000-91

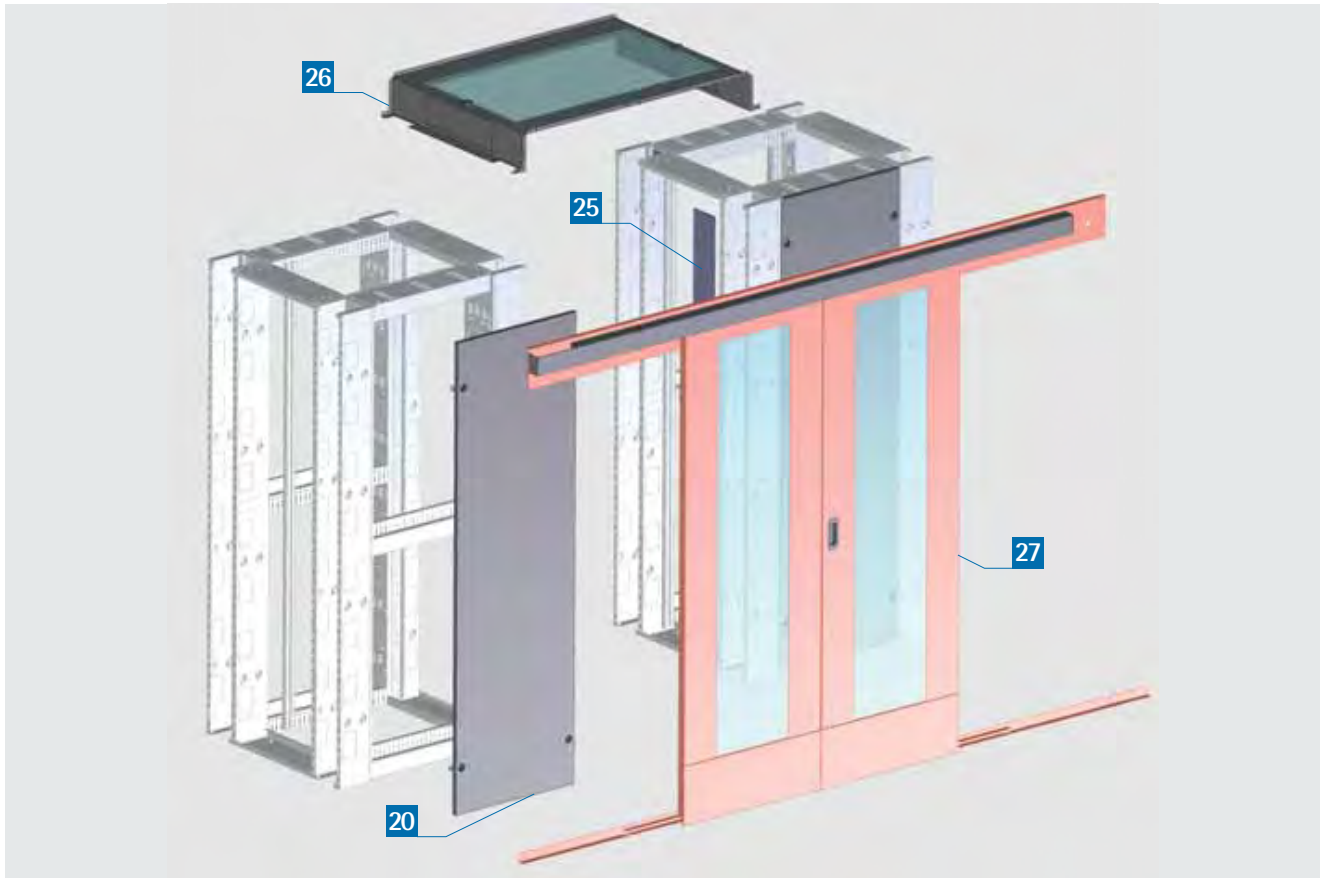
22 Locking systems for doors and side panel



- profile half cylinder with EK333 lock for turning lever lock **21** of door
- adapter for installing an individual cylinder (DIN 18252) (without fig.)
- sash fastener with EK333 lock for locking the side panel **20**



Description	Order no.
Profile half cylinder	676-316-00
Sash fastener	676-181
Adapter	676-316-10
Spare key EK333	676-200



25 Locking panel for cable duct

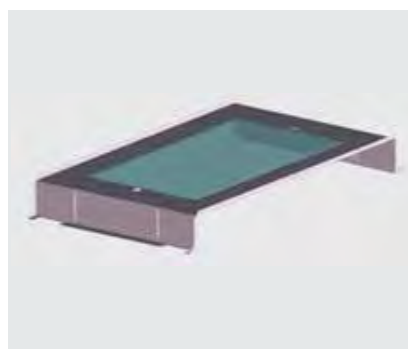


- to partition cooling corridor of cable duct
- mounted on the rear of cable ducts (can only be used for standard assembly of crossbars)
- set = 2 pieces (1 duct)

Material: sheet metal

Finish	Order no.
RAL 7035	583-000-96
RAL 9005	583-005-96

26 Corridor covering for cooling corridor



- for easy mounting on the cabinet system
- with 19" 3 U mounting section for power supplies, light systems etc.
- with toughened safety glass
- for cooling corridor with width 1.2m

Material: sheet metal, toughened safety glass

Finish	Width	Order no.
RAL 7035	900	583-000-75
RAL 9005	900	583-005-75
RAL 7035	600	583-000-63
RAL 9005	600	583-005-63

27 Sliding door system



- simple and quick installation
- for cooling corridor with width 1.2m
- height adjustment towards floor is possible

Material: sheet metal, toughened safety glass

Finish	Version	Order no.
RAL 7035	manual	583-000-59
RAL 9005	manual	583-005-59
RAL 7035	electric	583-001-13
RAL 9005	electric	583-001-16



Our service all comes from a single source:

- ✓ take advantage of our expertise
- ✓ save time and money

Air conditioning, power supply, cable routing solutions, plug-and-play versions and pre-wiring for enclosures and cabinet systems

At the apra Group, we place particular emphasis on individual and flexible system solutions. Our enclosures and 19" cabinet systems are equipped with components such as a power supply/distribution system and air conditioning technology in line with customer requirements and are supplied with full pre-wiring on request. This enables us to fulfil the most challenging of customer requirements.

From development right through to the finished product, you can benefit from our expertise and flexibility!

Additional accessories for your cabinet and enclosure system can be found here:

