



Unity of design and quality

BERLIN



19" enclosure system BERLIN

- modern design
- light construction
- stackable
- integrated handle bar
- mounting system with adjustable depth
- installation dimensions acc. IEC 297-1

The apra-norm "BERLIN" enclosure is characterised by its variable system construction. The side aluminium extrusions have integrated handle bars. Bottom panels and the rear panel are available solid or with anti-tamper ventilation slots.

The mounting system allows you to install the 19" rails at different depths. The modular system allows for numerous models and expansion options. Enclosures can be stacked on top of each other using the stacking foot. They can also be screwed together. In addition to stationary feet, adjusting feet and castors are available. Our wide range of accessories offers countless application options.



Specifications

Application:

19" plug-in units, shelves and 19" subracks can be installed in the enclosure. Because the enclosure is available in different sizes up to 24 U, it can also be used as a light cabinet system e.g. in the office.

Construction:

An anodised aluminium extrusion frame forms the basic structure of the enclosure. Side and top panels are inserted into grooves and cannot be demounted afterwards.

Finish:

Profile:
anodised (lacquered on request)
Cover parts:
RAL 7035 light grey

Protection system:

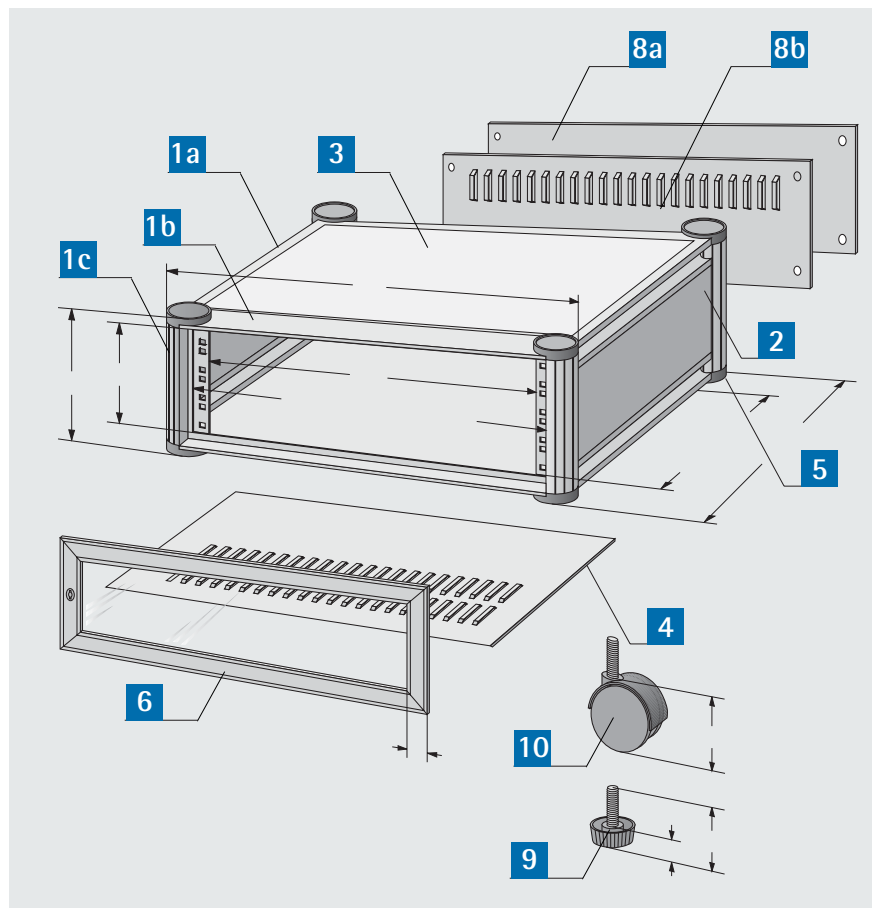
IP 30: solid
IP 20: ventilated

Standards:

Installation dimensions acc. IEC 297-1

Delivery:

assembled



Item	Description
1	Chassis consisting of:
1a	Depth strut
1b	Horizontal strut
1c	Vertical strut
2	Side panel
3	Top panel
4	Bottom panel (ventilated/solid)

Item	Description
5	Enclosure foot
6	Glass door with lock
7	Assembly material
8a	Rear panel, solid
8b	Rear panel, ventilated
9	Adjusting foot (see Accessories)
10	Double castor (see Accessories)

Note:

The installation depth in models with a door is reduced by 60mm because the vertical mountings are recessed. Doors in standard version are hinged on the right side.

Available sizes

Installation height		3 U	4 U	6 U	7 U	9 U	12 U	15 U	18 U	24 U
Installation height h mm		132,5	177	266,7	311	400	533,4	667	800	1066,8
Enclosure height H mm		203	247	336	381	470	603	736	870	1136
Installation depth d mm	275	320	320	320	-	-	-	-	-	-
	335	380	380	380	380	380	380	-	-	-
	395	-	-	440	440	440	440	440	440	-
	455	-	-	-	-	-	500	500	500	500
	555	-	-	-	-	-	-	-	600	600



Included in delivery



Enclosure without door

Item	Pc.	Description
1	1	Chassis
2	2	Side panels
3	1	Top panel
4	1	Bottom panel (ventilated/solid)
5	4	Enclosure feet
6		Assembly material



Enclosure with door

Item	Pc.	Description
1	1	Chassis
2	2	Side panels
3	1	Top panel
4	1	Bottom panel (ventilated/solid)
5	4	Enclosure feet
6	1	Glass door with lock
7		Assembly material

Order information

Installation height U	Enclosure depth D mm	19" enclosure without door		19" enclosure with door		8a Rear panel solid	8b Rear panel ventilated
		solid	bottom panel ventilated	solid	bottom panel ventilated		
3	320	150-203	150-233	15-0203-40	15-0233-40	150-703	150-713
	380	150-303	150-333	15-0303-40	15-0333-40		
4	320	150-204	150-234	15-0204-40	15-0234-40	150-704	150-714
	380	150-304	150-334	15-0304-40	15-0334-40		
6	320	150-206	150-236	15-0206-40	15-0236-40	150-706	150-716
	380	150-306	150-336	15-0306-40	15-0336-40		
	440	150-406	150-436	15-0406-40	15-0436-40		
7	380	150-307	150-337	15-0307-40	15-0337-40	150-707	150-717
	440	150-407	150-437	15-0407-40	15-0437-40		
9	380	150-309	150-339	15-0309-40	15-0339-40	150-709	150-719
	440	150-409	150-439	15-0409-40	15-0439-40		
12	380	150-312	150-342	15-0312-40	15-0342-40		
	440	150-412	150-442	15-0412-40	15-0442-40		
	500	150-512	150-542	15-0512-40	15-0542-40		
15	440	150-415	150-445	15-0415-40	15-0445-40		
	500	150-515	150-545	15-0515-40	15-0545-40		
18	440	150-418	150-448	15-0418-40	15-0448-40		
	500	150-518	150-548	15-0518-40	15-0548-40		
	600	150-618	150-648	15-0618-40	15-0648-40		
24	500	150-524	150-554	15-0524-40	15-0554-40		
	600	150-624	150-654	15-0624-40	15-0654-40		

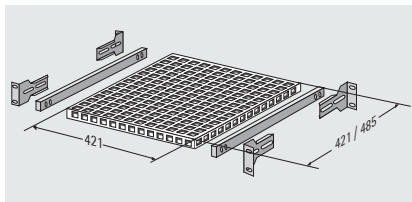
Different rear panel heights (3-9 U) for enclosure sizes of 12, 15, 18 or 24 U may be combined!



Accessories

Perforated shelf, extractable

Finish: RAL 7035 light grey
Load capacity: approx. 30 kg



Included in delivery

Pc.	Description
1	Perforated shelf
2	Extraction rails
4	Mounting bracket
	Assembly material

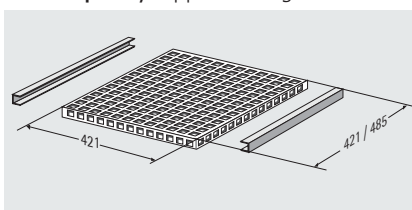
Order information

Description	Part no.
for D=500 mm	110-430
for D=600 mm*	150-091

Note: Also fits when the depth is reduced by 60 mm.

Perforated shelf, fixed

Finish: RAL 7035 light grey
Load capacity: approx. 50 kg



Included in delivery

Pc.	Description
1	Perforated shelf
2	Mounting bracket
	Assembly material

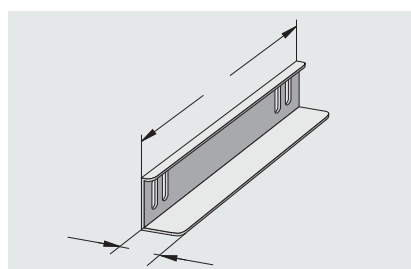
Order information

Description	Part no.
for D=500 mm	150-093
for D=600 mm*	150-092

Note: Also fits when the depth is reduced by 60 mm.



Sliding rail



Description	Install. depth mm	Part no. (pair)
for D=320 mm	145*	15-0103-11
for D=320 mm	205	15-0103-17
for D=380 mm	265	15-0103-23
for D=440 mm	325	15-0103-29
for D=500 mm	385	15-0103-35
for D=600 mm	485	15-0103-45
for D=600 mm	425*	15-0103-39

***Note:** For enclosures with recessed vertical mountings, 60 mm shorter sliding rails are needed.



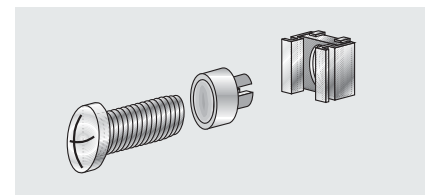
Accessories



Earthing kit

for installation height	Part no. (set)
3 - 9 U	15-0030-09
12 - 24 U	15-0030-24

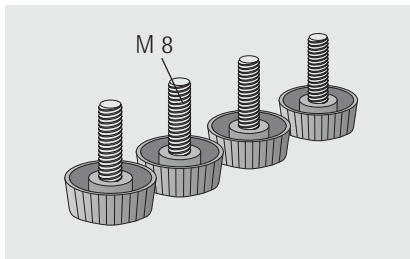
Screw set M 5 (50-fold)



- 50 screws, M5 x 12
- 50 captive nuts, M5-8
- 50 decorative washers, M5 with collar

Part no. (set)
630-991

9 Adjusting feet



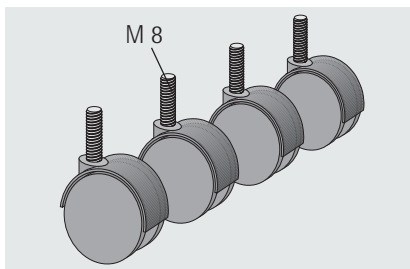
Delivery: mounted to enclosure

Note: Cannot be retrofitted!

Part no. (4 pieces)
150-156

10 Double castors

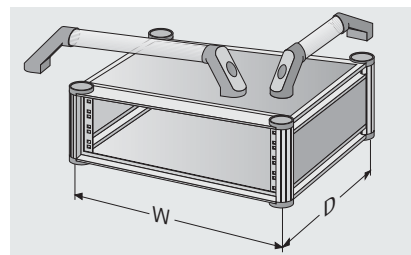
Load capacity: approx. 100 kg



Note: Cannot be retrofitted!

Part no. (4 pieces)
150-158

Handle



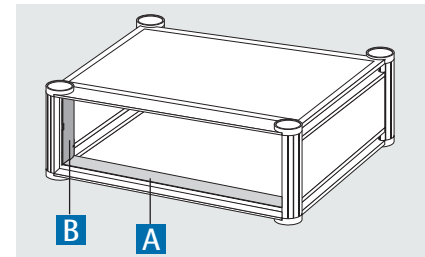
Material:

- handle shank is made from heavy-duty, black polyamide
- connecting pipe is made from aluminium, polished and natural colour anodised
- can be mounted at all sides

Note: Cannot be retrofitted!

Description	Mounting position	Part no.
for W = 19"	front/rear	615-261
for D=320 mm	lateral	615-262
for D=380 mm	lateral	615-263
for D=440 mm	lateral	615-264
for D=500 mm	lateral	615-265
for D=600 mm	lateral	615-266

Blind covers



- Safety and visual protection used with 60mm recessed vertical mountings

Material: Aluminium, anodised

A Cover top/bottom

Part no. (pair)
150-060

B Cover, side

for installation height U	Part no. (pair)
3	150-063
4	150-064
6	150-066
7	150-067
9	150-069
12	150-072
15	150-075
18	150-078
24	150-084